



WELLS FARGO CHAMPIONSHIP



2023 Media Guide

MAY 1-7, 2023

QUAIL HOLLOW CLUB | CHARLOTTE, NC

Max Homa
2019 & 2022 Champion



Table of Contents

2023 Media Facts	3
Past Champions.....	4
Tournament Notes.....	5
Quail Hollow Club	6
Quail Hollow Club Memorable Moments	8
Interview with 2022 Champion Max Homa	10
Tournament Records.....	14
The Green Mile.....	22
Individual Player Results	30
Course Statistics 2021	77
Course Statistics.....	78
Round-By-Round Results	79
2003 Championship Summary.....	81
2004 Championship Summary.....	82
2005 Championship Summary.....	83
2006 Championship Summary.....	84
2007 Championship Summary.....	85
2008 Championship Summary.....	86
2009 Championship Summary.....	87
2010 Championship Summary.....	88
2011 Championship Summary.....	89
2012 Championship Summary.....	90
2013 Championship Summary.....	91
2014 Championship Summary.....	92
2015 Championship Summary.....	93
2016 Championship Summary.....	94
2017 Championship Summary.....	95
2018 Championship Summary.....	96
2019 Championship Summary.....	97
2021 Championship Summary.....	98
2022 Championship Summary.....	99
Wells Fargo Championship Course Map	100
2022-2023 PGA TOUR Schedule.....	101



WELLS FARGO

18th

**RORY
MCILROY**

TH	TR	PR
-4	-11	1
2' 3"		
FOR BOSEY		

(RORY MCILROY)

1	MCILROY	-11	17
2	ANDER	-9	16
TO	HOLLAND	-9	17
TO	MITCHELL	-9	22
6	WOODLAND	-7	21

ROLEX



2023 Media Facts

Event: Wells Fargo Championship

Date: May 1-7, 2023

Site: Quail Hollow Club
3700 Gleneagles Road
Charlotte, NC

Par/Yardage: Par 71 / Yards: 7,538

Purse: \$20 million, 1st Place \$3,600,000

Past Champions:	2003	David Toms*	2013	Derek Ernst
	2004	Joey Sindelar	2014	J.B. Holmes
	2005	Vijay Singh*	2015	Rory McIlroy*
	2006	Jim Furyk*	2016	James Hahn
	2007	Tiger Woods*	2017	Brian Harman
	2008	Anthony Kim	2018	Jason Day*
	2009	Sean O'Hair	2019	Max Homa
	2010	Rory McIlroy*	2020	Cancelled due to COVID-19
	2011	Lucas Glover*	2021	Rory McIlroy (3)*
	2012	Rickie Fowler	2022	Max Homa (2)

* Denotes Major Championship winner (total of 25 major titles)

Format: 72 holes of stroke play; After 36 holes, the field of 156 competitors is cut to the low 65 scores and ties.


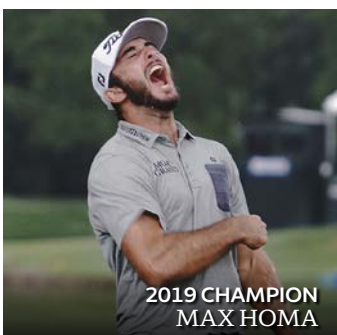
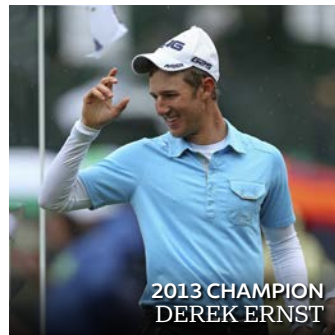

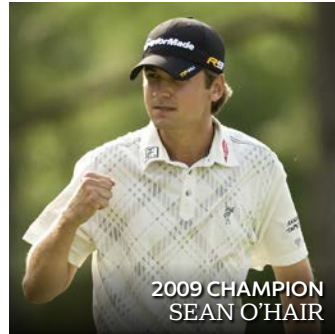
Charitable Proceeds: Since 2003, the Wells Fargo Championship has raised over \$27 million for charity causes as well as awareness for numerous local non-profit organizations.

Economic Impact: Estimated to be \$75 million annually.

TV: The Wells Fargo Championship will be broadcast (17 hours total) to a national and international audience. The broadcast and scenes from the Charlotte area will be available to over 1 billion potential households in 32 languages, across 225 countries and territories outside of the U.S. via international TV partners. HD coverage of PGA TOUR events such as the Wells Fargo Championship will be available internationally on 35 channels across Europe, Africa, the Middle East, Asia, Australasia, Latin America and Canada.

Tournament Social
Website: WellsFargoChampionship.com
Twitter: @WellsFargoGolf
Instagram: @WellsFargoGolf
Facebook: Wells Fargo Championship

Past Champions




Tournament Notes

- There have been six playoffs in the tournament's 19-year history. The only player to birdie the 18th hole to win a playoff was Rickie Fowler in 2012. All others were won with par.
- In the 2013 tournament seven players shared the first-round lead, the most in tournament history and the most on TOUR in the 2013 season. Previously, the most players tied for the lead after the opening round at Quail Hollow was four in 2006.
- Phil Mickelson currently owns the longest 36-hole cuts-made streak with 15 consecutive.
- In the 2004 edition of the Wells Fargo Championship, Tiger Woods streak of winning 18 consecutive events when he led after two rounds came to an end. Woods had a one-stroke lead heading into Saturday but shot 75-68 to drop to third place, one stroke shy of a Joey Sindelar-Arron Oberholser playoff.
- In 2005, Vijay Singh had the largest come-from-behind victory in tournament history. He trailed Sergio Garcia by six strokes, shot a final-round 66 and beat Garcia and Jim Furyk in a playoff.
- In 2006, Jay Haas, Bill Haas and Jay Haas, Jr. were in the field and it marked the first time a father and two sons were in a PGA TOUR tournament the same week since 1994 when



Max Homa, 2019 &
2022 Champion



Rory McIlroy, 2010, 2015
& 2021 Champion

Jack Nicklaus and two of his sons, Gary and Jackie, competed at Pebble Beach.

- Tiger Woods' victory at the 2007 Quail Hollow Championship was his first and only TOUR win in the state of North Carolina so far.
- Seven champions of the Wells Fargo Championship are also major championship winners. They include: David Toms, Vijay Singh, Jim Furyk, Tiger Woods, Rory McIlroy, Lucas Glover and Jason Day.
- When Rory McIlroy won the 2010 Wells Fargo Championship he became the first player in tournament history to make the 36-hole cut on the number and win the event. McIlroy needed an eagle on the par-five 7th hole (his 16th of the day) to make the cut and then shot 66-62 on the weekend.
- Joey Sindelar became the oldest champion of the tournament when he won in 2004 at the age of 46. Rory McIlroy became the youngest champion in 2010 at the age of 20.
- The 2003 Wells Fargo Championship became the first new event in the history of the PGA TOUR to raise over \$1 million for charity.

Quail Hollow Club



THE BEGINNING

On April 13, 1959, James J. Harris hosted a meeting at Morrocroft Farm that marked the formal beginning of Quail Hollow Club. On December 18, 1959, the 21 Founders of the Club executed the Club's Certificate of Incorporation, which was filed on January 4, 1960 to officially constitute the Club. The first 90 members of the Club were designated its Charter Members.

THE GOLF COURSE

Located at 3700 Gleneagles Road in Charlotte, NC, Quail Hollow Club is one of the finest courses in the southeastern United States.

The course was originally designed by famed golf course architect George Cobb in 1961 to capture the beauty as well as challenging terrain of the Piedmont region. In the intervening years, the course underwent a series of improvements, including modifications of several holes by Arnold Palmer in 1986, and a redesign by Tom Fazio in 1997 and 2003. Quail Hollow Club has two signature holes. The par four, 14th is a dogleg left that can be

driven with a good tee shot. It measures 346 yards from the pro tees. A 15 acre lake frames the left side of the hole and the rough on that side slopes down to the water. The narrow landing area measures about 27 yards across and is guarded with two bunkers on each side. The two-tiered green is long and narrow with about 7100 square feet of putting surface. Two more bunkers guard the left front and middle of the green, and a collection area waits just off the right front of the green for short approach shots hit off line, or almost perfect drives. The area immediately left of the green slopes severely down 15 feet to the lake, so anything hit left has a very good chance of ending up in the hazard.

The 17th hole is a 221-yard par three over water. A rock wall rings this part of the lake and borders the left and front of the green. The tee shot must carry the water hazard, and a bunker that protects the center. The 6,500-square-foot green is undulated, and on the left side there is only six feet between the edge of the putting surface and water hazard. On the right lies a closely mown collection area for errant shots. The water will be the collection area on the left.

Quail Hollow Club

THE CLUBHOUSE

The white, Southern Style Plantation clubhouse was designed by Charles W. Connelly & Associates and was under construction from 1963 to 1967 and officially opened in September 1967.

In 1999, the golf-course side of the clubhouse was redesigned for a more open feel by Ferry Hayes & Allen Designers, Inc. and Brian Dickerson. The building features a grand ballroom in the center with an oak floor. Off the main entrance foyer are a library and card room. Other features include several dining areas off the main kitchen, each with a distinct look and 15 fireplaces located throughout. The gentleman's and ladies' locker rooms are located on the west side of the building. The men's locker room features a grill and two lounge areas with paintings of the golf course throughout.

Early decorations and furniture were provided by members and much remains in the club with the idea to create a feeling of comfort, much like entering an "elegant home," with the driveway leading to the front entrance bordered by large oak trees and the interior furnishings creating a sense of a "great big living room."

In the winter of 2008, the member's pavilion was constructed behind the 18th green. During Wells Fargo tournament week, this is a members-only area where they can watch play on 18. This building features oak walls, a large gathering space, a bar and a kitchen. The swimming pool was also re-done at the same time and is connected to this building on the parking lot side. The tennis shop was also rebuilt near here.

The membership has such a sense of community that when a club member dies, the American flag located at the front of the clubhouse is lowered to half-mast. The last thing the Wells Fargo Champion does before

FOUNDERS, INCORPORATORS, AND INITIAL MEMBERS OF THE BOARD OF GOVERNORS

William H. Barnhardt	George S. Crouch
John M. Belk	James J. Harris
F.J. Blythe, Jr.	T.E. Hemby Jr.
J. Chadbourn Bolles	H.F. Kinsey
B. Irvin Boyle	William B. McGuire, Jr.
J. Herbert Bridges	Ross Puette
J.E. Burnside, Sr.	Addison H. Reese
James G. Cannon	J.H. Robinson
Norman A. Cocke, Sr.	C.D. Spangler
John Scott Cramer	F.N. Thompson
John L. Crist, Jr.	

departing the grounds on Sunday night is attend a Champagne Toast in the Quail Grill with tournament staff, board members and club members.

CHAMPIONS PARK

Champions Park, built in 2004, is situated between the ninth and 10th fairways and honors those who have won professional tournaments at Quail Hollow. Kemper winners are named on the left and World Seniors victors on the right of a rock structure located in a grove of trees. On a massive, 20-foot high fireplace in the center, the winners of the Wells Fargo are honored with gold plaques. A stone building on the far end serves as a halfway house for most of the year and a popular concession stands during the tournament, with nearby tables for eating.



Quail Hollow Club Memorable Moments

MEMORABLE MOMENTS ON SELECT HOLES AT QUAIL HOLLOW CLUB

Hole #1:

Anthony Kim birdied the hole all four rounds on his way to his 2008 win. He is the only champion to have done so thus far.

Hole #6:

Jay Williamson made a hole-in-one during the 2008 second round for the tournament's first ace.

Hole #7:

A. Tiger Woods sinks a 50-foot eagle putt in the final round on his way to a two-stroke victory over Steve Stricker.

B. Rory McIlroy eagles the hole, his 16th of the day, to make the cut on the number in 2010. He goes on to win the tournament, shooting 66-62 on the weekend.

Hole # 9:

Xander Schauffele (U.S.) def. Corey Connors (Intl.), 1 up here in the 2022 Presidents Cup. The deciding match came down to the 18th hole of the re-routed Quail Hollow Club. In a match in which he never trailed yet saw a 3 up lead disappear by the time they reached the 15th tee, Xander Schauffele delivered the American's 12th match victory with a bounce back par on the closing hole.

Hole #10:

Justin Thomas' birdie putt hangs on the lip for 12 seconds before falling in the cup in the final round of the 2017 PGA Championship.

Hole #11:

In the third round of the 2007 tournament, Tiger Woods and Vijay Singh were paired together, having shared the lead after 36 holes. Woods had a one-stroke advantage over Singh, heading to the par-4, where both players made relatively long putts for birdie.

Hole #12:

Vijay Singh holes out an 8-iron from the fairway for an eagle-two and Tiger Woods follows with a birdie as the twosome goes five-under-par in a two-hole stretch during the third round in 2007. This performance, and the roars heard around the course from the large gallery following them, prompts CBS Sport's Jim Nantz to comment, "this is the finest stretch of golf we have seen in some time."

Hole #13:

Justin Thomas chips in from 40 feet for birdie to all but secure his 2017 PGA Championship victory on his way to a final-round 68.

Hole #15:

With a five-iron from 207 yards, Rory McIlroy hits his second shot two within four feet and makes the putt for eagle to build his Sunday lead and eventual four-stroke victory over Phil Mickelson in 2010.

Hole #17:

Jason Day nearly makes a hole-in-one and scores a birdie to secure a two-stroke lead over Aaron Wise heading to the final hole on the way to his 2019 win.

Quail Hollow Club Memorable Moments

Hole #18:


A. In the 2003 inaugural tournament, David Toms came to the 72nd hole with a six-shot lead but left with a quadruple bogey eight to win by two strokes over Vijay Singh, Brent Geiberger and Robert Gamez.

B. Rory McIlroy rolls in a 40-foot birdie putt to cap off a string of six straight 3s to record a tournament record 62 in the final round for his first title here in 2010.

C. In 2006, Jim Furyk makes an eight-foot par putt to get into a playoff with Trevor Immelman. It is Furyk's second playoff at Quail Hollow Club, losing to Vijay Singh the year before. This time he drains a 6-foot birdie putt on the first extra hole for victory.

D. Jordan Spieth (U.S.) def. Cam Davis (Intl.), 4 and 3 here in the 2022 Presidents Cup. Having never claimed a point in singles during his three previous appearances on the US Presidents Cup team, Spieth closed out a perfect 5-0 week by defeating Australia's Davis on the 15th hole of the re-routed Quail Hollow Club. In doing so he became the first player to go 5-0 in a single Presidents Cup since S. Africa's Branden Grace accomplished the feat during the 2015 event in South Korea.

HOLE	1	2	3	4	5	6	7	8	9	OUT	10	11	12	13	14	15	16	17	18	IN	TOTAL
Marker's Notes																					




Player _____


Tee _____ Time _____

Date _____ Round _____

DO NOT WRITE
IN THIS SPACE



2023 Official Scorecard



WELLS FARGO
CHAMPIONSHIP

Quail Hollow Club

HOLE	1	2	3	4	5	6	7	8	9	OUT	10	11	12	13	14	15	16	17	18	IN	TOTAL
Yards	495	452	483	184	449	249	546	346	505	3709	592	462	456	208	344	577	506	190	494	3829	7538
Par	4	4	4	3	4	3	5	4	4	35	5	4	4	3	4	5	4	3	4	36	71
Score																					

_____ ☐

MARKER'S SIGNATURE

_____ ☐

PLAYER'S SIGNATURE



INTERVIEW WITH MAX HOMA

Wells Fargo Championship

May 8, 2022

Potomac, Maryland

JACK RYAN: We would like to welcome the champion of the 2022 Wells Fargo Championship, Max Homa, into the interview room.

Max, this is your fourth win on the PGA Tour, second at the Wells Fargo Championship albeit at a different venue. How does it feel to hear “four time PGA Tour winner?”

MAX HOMA: It's crazy, it feels really good. Obviously seen some low spots on this tour and for the last three years now kind of finding my stride and racking up four wins is crazy. I think I was at TPC Scottsdale practicing in the back of the range a random day, Notah Begay happened to be back there so we were chatting. He said he was doing some Champions Tour stuff coming up and he had just mentioned that you qualified by having four wins. I was like, man, that's crazy, that feels like a lot of wins. Then I realized I was one away. So oddly, in the back of my head, I said I could really use a fourth win. It just feels good. Career's kind of settling down and I'm settling into myself as a golfer.

JACK RYAN: You mentioned walking to sign your scorecard to Joe you're going back to Maui for the Sentry Tournament of Champions. He mentioned the TOUR Championship and obviously you're going to make a big leap here in the Presidents Cup standings on the United States side. What does this do for your goals moving forward for the rest of the season?

MAX HOMA: Yeah, I care about nothing more than making that Presidents Cup team. So I'm really hoping Captain Davis Love III was

watching today or at least somebody messaged him about it, but that's all I've really cared about. I'm not a big goal setter, but TOUR Championship and Presidents Cup, that's about all my focus has been ever since I missed that Ryder Cup last year and the TOUR Championship. This goes a long way.

JACK RYAN: And last one for me, you and Lacey recently announced you guys are expecting, you win on Mother's Day, how does that feel?

MAX HOMA: Yeah, sometimes my life feels too good to be true and this is one of those cases.

It was cool. We joke about it, but the perspective of knowing whether I won or didn't win, I'm going to have a little boy coming with my beautiful wife. It's cool we won, but end of the day that's going to be the biggest trophy.

Q. Max, can you take us through the thought process of standing on 18 and that drive and did it feel as good coming off the club as it ended up?

MAX HOMA: Yeah, it's one of those things, I've been driving the ball so well this season. Tee shot favors my ball flight, a little cut, wind off the right. I just wanted to give myself a look at birdie and I knew I had to be in the fairway to do that. I just tried to have some

Interview with Max Homa

confidence in myself and know that that's kind of been the weapon I've been using best for the duration of the season. Got up there, kind of found my slot and just kind of let it go.

Q. When you packed for this tournament, were you expecting the conditions that you got, and how did you sort of pull through it, the second and third day specifically, which were really tough?

MAX HOMA: Yeah, I fortunately always pack my rain stuff. I very fortunately packed a good attitude because I think that was almost more important than what I was wearing.

Today fortunately my wife texted my agent, Matt, that I'm a terrible packer and he sent me a little care package of a beanie and some gloves and some hand warmers, which I didn't end up using too much, but it was nice to know I had that in my back pocket.

When I looked at the forecast, it looked rainy, it didn't look like this. But those two days in a row, Friday and Saturday, we don't get two days in a row like that often, especially without getting pulled off the golf course.

I will say today was a little warmer than I thought it was going to be. I don't know if it was the adrenaline or what, but it felt all right.

Q. Max, you've been so open about the battle with belief, self belief, all that over the years. Where are you now after winning again? Is that going to be a continuing journey or do you think you're finally settling into I believe I should be out here?

MAX HOMA: It's a continuing journey. I know I should be out here, but every level you get to in this game, there's always something coming next. So like for Jon Rahm and Scottie Scheffler, the last couple world No. 1s, it's like you get there and now you have the entire world chasing you down. You still have I'm sure some minor insecurities about that or thoughts of it.

Yeah, as I started to establish myself on this tour when I won this event in 2019, I definitely knew I was capable of being a regular PGA Tour player, but all of a sudden last year I get in the top 50 in the world and you start looking around and it's a new crop of people and you start thinking to myself, Am I as good as these guys? And then I want to be top 10 in the world, play Presidents Cup, play Ryder Cups. Am I good enough to do that?

So I've always struggled with it, but I have great people around me who bash me over the head telling me that I am that guy. I tried to walk around this week believing that and faking it a little bit until I made it.

I will say I was with my coach, Mark Blackburn, last weekend in Alabama and that was a big focus we had. I would say that the faking it worked because I showed up today and I felt very tall.

Q. Max, bogey on 13, par, maybe left one out there on 14, just the conversation with you and Joe feeling that golf tournament was yours on 15, how important was 15 towards this result today?

MAX HOMA: Yeah, ebbs and flows, these golf tournaments. I've watched enough golf fortunately to know it's not going to be linear, it's not going to be easy.

Obviously make a terrible swing off the tee on 13, make a very good bogey, then hit three good shots on 14, don't make birdie. I just think that I knew that that I wasn't going to let that be a big burden. It's going to happen. Keegan hit an amazing drive on the green, made birdie. I hit good shots and made a par. It's a little different. I felt good about it. I made one bad swing in two holes and I lost two strokes or gave him two strokes back, but I felt good. On that 15th tee, Joe gave me just a little pep talk and I went out there and just kind of got back to it.



Interview with Max Homa

Q. Max, you and Joe were out on the practice putting green on Wednesday using a level. That's either a sign of someone who's onto something or someone who's maybe a little off. How important was putting this week and was it the difference between winning and just a top 10?

MAX HOMA: I think we're onto something. Yeah, I putted awesome. Every putt I hit, it felt it looked like it had a chance. It allowed me to free myself up to just read it and putt, I didn't think about a whole lot. There's not a single stroke thought all week and I mean, you have to putt it decent to win. When you putt it like I did this week, it's, you know, you almost have to mess up to at least not contend, so that was a humongous part of the week, for sure.

Q. What's next coming up for you? Obviously a lot of big tournaments coming up. What's your schedule look like?

MAX HOMA: I've got the PGA Championship, Colonial and then Memorial. So I get a week at home and then I'll go play a major.

Q. Do you think it speaks to your versatility that you've won this tournament on two pretty different golf courses?

MAX HOMA: Yeah, it does. They're a little similar in the sense it's a lot of mid to long irons. I would say this golf course off the tee favors me more than Quail Hollow did, but it's nice to see that I can do both. I don't know, I'm very proud of the four courses I've won on because they're different and I like that. I'm going to take four anywhere, but I like that they're four different ones.

Q. Your resume is always going to say you've won at least four PGA Tour events, but is it important that you got to the Tour and went back and got to the Tour and went back? Is that as important part of the story?

MAX HOMA: For my story, yeah. It would be cool if I was Rory McIlroy and didn't do that, but yeah, for me it's something I carry with me that I think is such a it's powerful. I feel like other guys don't have that and that's good for them, I'm glad they don't. But I saw \$18,000 in a year out here. I saw feeling very, very small, having literally no hope as to making getting a top 10 let alone making a



Interview with Max Homa

cut that season. I carry that because I've seen it and I don't you come out in the lead and I'm three strokes up and I'm one stroke up, I mean, it just doesn't doesn't phase me as much as I feel like it could because I know what bad is and my bad today was going to be making a boatload of money and moving along to the PGA Championship in two weeks with a good chance to win if I keep playing like this. I think that's something I carry close to my chest because I think it's something that as much as nobody will want to have it, it's nice to have if you get through that tough time.

Q. Max, we talked the last couple days about AimPoint, we talked about it today as well. Just having that result, now having this positive result, what does it say about the staff you have around you, the team you have around you just instilling decisions and belief in yourself and you trusting them to go under the gun and pull through with those?

MAX HOMA: Yeah, I would say I make very few decisions as it comes to my team. I let everybody be the smart ones, I'm not the smart one. And I fortunately have a lot of brilliant people around me, thoughtful people around me. Yeah, Mark Blackburn and Phil Kenyon have done a great job teaching me how to do this. I've put in a bunch of work in the short time we've been practicing it, but it's amazing how little things here or there can click. Whether I came out and putted great this week or not, it didn't matter as long as it started to look like I was getting better at it. It's been my kind of bugaboo is my putting just goes in waves. It could go in another wave, but I do feel like we're in the right direction.

Q. You had plenty of support this week and golf fans are getting to know you fairly well. Are you thinking at all about what it would mean to contend in a major and be much more well known?

MAX HOMA: Yeah, I mean, it's crazy what social media and podcasts can do for popularity, but everywhere I've been going lately has been wild. The support I've gotten on the golf course, it is kind of hard to believe, but I very much enjoy it. Yeah, I'm just going to keep being me. If people want to cheer for it, that's great, and if not, that's fine, too. I've really enjoyed my time with the fans and hearing the cheers, it really boosts me.

JACK RYAN: Max, congratulations on the victory and hopefully we see you at Quail Hollow not only next year at the Wells Fargo Championship, but in September.

MAX HOMA: I'll be there, thank you.



Tournament Records

SCORING

Low 9-Hole Score (Front)

Name	Score	Year	Round
Phil Mickelson	29 (-7)	2014	4th
Kirk Triplett	30 (-6)	2004	1st
Trevor Immelman	30 (-6)	2006	1st
Bill Haas	30 (-6)	2006	1st
Pat Perez	30 (-6)	2008	3rd
Bubba Watson	30 (-6)	2009	2nd
Tiger Woods	30 (-6)	2009	1st
Ben Crane	30 (-6)	2012	2nd
Lee Westwood	30 (-6)	2012	4th
Ryan Moore	30 (-6)	2012	4th
Justin Thomas	30 (-6)	2015	3rd

Low 9-Hole Score (Back)

Name	Score	Year	Round
Sergio Garcia	30 (-6)	2005	1st
Retief Goosen	30 (-6)	2005	3rd
Rory McIlroy	30 (-6)	2010	4th
Rory McIlroy	30 (-6)	2015	3rd

Lowest 18-Hole Score

Name	Score	Year	Round
Rory McIlroy	31-30 – 61 (-11)	2015	3rd
Rory McIlroy	32-30 – 62 (-10)	2010	4th
Brendon de Jonge	30-32 – 62 (-10)	2013	2nd
Phil Mickelson	29-34 – 63 (-9)	2014	3rd
Jason Dufner	31-32 – 63 (-8)	2019	2nd
Max Homa	31-32 – 63 (-8)	2019	2nd
Kirk Triplett	30-34 – 64 (-8)	2004	1st
Bo Van Pelt	32-32 – 64 (-8)	2006	2nd
Rory Sabbatini	31-33 – 64 (-8)	2007	2nd
JP Hayes	31-33 – 64 (-8)	2010	2nd
Bill Haas	32-32 – 64 (-8)	2011	1st

*Jerry McGee 61, 1979 in the first round of the Kemper Open - 7,160 yds

Lowest First 36-Hole Score

Name	Score	Year
Pat Perez	67-65 – 132 (-12)	2011
Nick Watney	68-64 – 132 (-12)	2012
Jason Dufner	68-63 – 131 (-11)	2019
Max Homa	69-63 – 132 (-10)	2019
Joel Dahmen	66-66 – 132 (-10)	2019

Lowest Middle 36-Hole Score

Name	Score	Year
Rory McIlroy	67-61 – 128 (-16)	2015
Anthony Kim	67-66 – 133 (-11)	2008
J.B. Holmes	67-66 – 133 (-11)	2014
Max Homa	63-70 – 133 (-9)	2019

Lowest Final 36-Hole Score

Name	Score	Year
Rory McIlroy	66-62 – 128 (-16)	2010
Rory McIlroy	61-69 – 130 (-14)	2015
Rory Sabbatini	66-65 – 131 (-13)	2011

Lowest 54-Hole Score

Name	Score	Year
Rory McIlroy	70-67-61 – 198 (-18)	2015
Jonathan Byrd	66-68-67 – 201 (-15)	2011
Webb Simpson	65-68-69 – 202 (-14)	2012
Max Homa	69-63-70 – 202 (-14)	2019
Jason Dufner	68-63-71 – 202 (-14)	2019
Joel Dahmen	66-66-70 – 202 (-14)	2019
Anthony Kim	70-67-68 – 203 (-13)	2008
Ryan More	65-70-68 – 203 (-13)	2012
D.A. Points	66-68-69 – 203 (-13)	2012
J.B. Holmes	70-67-66 – 203 (-13)	2014

Lowest 72-Hole Score

Name	Score	Year
Rory McIlroy	70-67-61-69 – 267 (-21)	2015
Anthony Kim	70-67-66-69 – 272 (-16)	2008
Rory McIlroy	72-73-66-62 – 273 (-15)	2010
Lucas Glover	67-68-69-69 – 273 (-15)	2011
Jonathan Byrd	66-68-67-72 – 273 (-15)	2011
Max Homa	69-63-70-67 – 269 (-15)	2019

Highest Winning Score

Name	Score	Year
Derek Ernst	67-71-72-70 – 280 (-8)	2013
David Toms	70-69-66-73 – 278 (-10)	2003

Highest 18-Hole Score

Name	Score	Year	Round
Jamie R. Johnson	88 (+16)	2006	2nd
Parker McLachlin	88 (+16)	2010	1st

Tournament Records

Lowest First Round Score

Name	Score	Year
Kirk Triplett	64 (-8)	2003
Bill Haas	64 (-8)	2011

Lowest Second Round Score

Name	Score	Year
Brendon de Jonge	62 (-10)	2014
Max Homa	63 (-8)	2019
Jason Dufner	63 (-8)	2019
Bo Van Pelt	64 (-8)	2006
JP Hayes	64 (-8)	2010
Nick Watney	64 (-8)	2012

Lowest Third Round Score

Name	Score	Year
Rory McIlroy	61 (-11)	2015
Phil Mickelson	63 (-9)	2014
Rory Sabbatini	64 (-8)	2007
Retief Goosen	65 (-7)	2006
Jay Haas	65 (-7)	2006
Stewart Cink	65 (-7)	2008
Pat Perez	65 (-7)	2008
Geoff Ogilvy	65 (-7)	2012
Rory McIlroy	65 (-7)	2014

Lowest Fourth Round Score

Name	Score	Year
Rory McIlroy	62 (-10)	2010
Ben Curtis	65 (-7)	2008
Rory Sabbatini	65 (-7)	2011
Jim Furyk	65 (-7)	2014

Most Contrasting Rounds

Name	Score	Diff.	Year	Rounds
Brendon de Jonge	80-62	18	2014	1st-2nd
Jason Gore	83-65	18	2016	2nd-3rd

Lowest Round by Amateurs

Name	Score	Year
Trevor Murphy	71-76 (MC)	2008
Bill Haas	76-75 (MC)	2003

Low Finishes by Left-Handers

Name	Finish	Year
Brian Harman	1st	2017
Phil Mickelson	2nd	2010
Phil Mickelson	3rd	2013
Bubba Watson	T2	2009
Phil Mickelson	T3	2007
Phil Mickelson	T5	2009
Phil Mickelson	T5	2004
Steve Flesch	T5	2004
Phil Mickelson	T7	2005
Greg Chalmers	T7	2005

BIRDIES

Most Consecutive Birdies

Name	Birdies	Holes	Finish	Year
Pat Bates	5	7-11	2	2004
Henrik Stenson	5	6-10	3	2007
Mathew Goggin	5	1-5	4	2008
Brad Faxon	5	6-10	2	2009
Geoff Ogilvy	5	3-7	2	2015
Rory McIlroy	5	12-16	3	2015
Peter Uilheim	5	5-9	3	2018

Most Birdies in One Round

Name	Birdies	Year	Round
Rory McIlroy	11	2015	3rd
Retief Goosen	10	2006	3rd
Phil Mickelson	9	2005	4th
Tiger Woods	8	2004	2nd
Davis Love III	8	2007	3rd
Pat Perez	8	2008	3rd
Zach Johnson	8	2009	2nd
Rory McIlroy	8	2010	4th
Bill Haas	8	2011	1st
Brendon de Jonge	8	2014	2nd
Max Homa	8	2019	2nd

Tournament Records

Most Birdies in One Tournament

Name	Birdies	Year
Rory McIlroy	27	2015
Vijay Singh	25	2003
Rory McIlroy	25	2010

Most Birdies by Field

Field	Birdies
2011 Tournament Year	1,707

Most Birdies by Champion

Name	Birdies	Year
Rory McIlroy	27	2015
Rory McIlroy	25	2010
Anthony Kim	22	2008
Rickie Fowler	22	2012
Vijay Singh	20	2005
Tiger Woods	20	2007
Sean O'Hair	20	2009
Max Homa	20	2019

EAGLES

Most Eagles in One Round

Name	Eagles	Year	Round
Jeff Maggert	2	2004	2nd
Mathias Gronberg	2	2004	4th
Vaughn Taylor	2	2004	2nd
Vaughn Taylor	2	2005	2nd
Adam Scott	2	2006	3rd
Steve Wheatcroft	2	2009	4th
Robert Allenby	2	2009	4th
Scott Piercy	2	2010	2nd
Zach Johnson	2*	2011	4th
Roberto Castro	2	2012	1st
Arjun Atwal	2	2012	4th
Jason Bohn	2	2015	2nd
Justin Thomas	2	2015	3rd
Sean O'Hair	2	2015	3rd
Jason Bohn (2)	2	2015	4th
Steven Bowditch	2	2015	4th
Johnson Wagner	2	2018	1st
John Peterson	2	2018	1st
Paul Casey	2	2019	3rd

* Both Eagles came on Par 4's

Most Eagles by Field

Field	Eagles
2012 Tournament Year	45
2015 Tournament Year	43

Most Eagles by Champion

Name	Eagles	Year
Rory McIlroy	2	2010
David Toms	1	2003
Joey Sindelar	1	2004
Vijay Singh	1	2005
Tiger Woods	1	2007
Anthony Kim	1	2008
Lucas Glover	1	2011
Rickie Fowler	1	2012
Jason Day	1	2018

Best Birdie/Eagle Streak

Name	Streak	Holes	Year	Round
Adam Scott	E-B-B-B-E (-7)	7-11	2006	3rd
Phil Mickelson	B-B-B-B-E-B (-7)	3-7	2014	3rd
Peter Uilhein	B-B-B-B-B-E (-7)	5-10	2018	3rd

Most Eagles Back-to-Back in the Same Round

Name	Eagles	Holes	Year	Round
Martin Kaymer	2	7-8	2014	1st
Jason Bohn	2	14-15	2015	2nd
Johnson Wagner	2	14-15	2018	1st
John Peterson	2	7-8	2018	1st

Holes-in-One

Name	Club	Hole	Year	Round
Jay Williamson		6	2008	2nd
Colt Knost	3-iron	17	2015	2nd
Carlos Ortiz	50-W	17	2016	3rd
William McGirt	6-iron	2	2016	4th

Albatross (Double-Eagle)

Name	Albatross	Hole	Year	Round
J.B. Holmes	1*	15	2011	3rd

* 5-iron from 213 yards

Most Eagles in One Tournament

Name	Eagles	Year
Vaughn Taylor	4	2005
Jason Bohn	4	2015
James Driscoll	3	2012
Justin Rose	3	2014

Tournament Records

CHAMPIONS

Lowest Finish by Winner

Name	Score	Year
Rory McIlroy	62 (-10)	2010

Highest Finish by Winner

Name	Score	Year
David Toms	73 (+1)	2003

Lowest Start by Winner

Name	Score	Year
Rickie Fowler	66 (-6)	2012
Lucas Glover	67 (-5)	2011
Derek Ernst	67 (-5)	2013

Highest Start by Winner

Name	Score	Year
Rory McIlroy	72 (even)	2010
Brian Harman	71 (-1)	2017
David Toms	70 (-2)	2003
Vijay Singh	70 (-2)	2005
Tiger Woods	70 (-2)	2007
Anthony Kim	70 (-2)	2008
J.B. Holmes	70 (-2)	2014
Rory McIlroy	70 (-2)	2015
James Hahn	70 (-2)	2016

Most Rounds in 60s

Name	60s	Year
Lucas Glover	4	2011
Joey Sindelar	3	2004
Jim Furyk	3	2006
Tiger Woods	3	2007
Anthony Kim	3	2008
Sean O'Hair	3	2009
Rickie Fowler	3	2012
Rory McIlroy	3	2015
Max Homa	3	2019
Rory McIlroy	3	2021
Max Homa	3	2022

Champions By Age

Name	Age	Year
David Toms	36 yrs., 4 mo., 4 days	2003
Joey Sindelar	46 yrs., 1 mo., 8 days	2004
Vijay Singh	42 yrs., 2 mo., 16 days	2005
Jim Furyk	35 yrs., 11 mo., 28 days	2006
Tiger Woods	31 yrs., 4 mo., 6 days	2007
Anthony Kim	22 yrs., 10 mo., 15 days	2008
Sean O'Hair	26 yrs., 9 mo., 22 days	2009
Rory McIlroy	20 yrs., 11 mo., 28 days	2010
Lucas Glover	31 yrs., 5 mo., 27 days	2011
Rickie Fowler	23 yrs., 4 mo., 23 days	2012
Derek Ernst	22 yrs., 11 mo., 19 days	2013
J. B. Holmes	32 yrs., 0 mo., 8 days	2014
Rory McIlroy	26 yrs, 0 mo., 13 days	2015
James Hahn	34 yrs., 6 mo., 6 days	2016
Brian Harman	30 yrs., 3 mo., 18 days	2017
Jason Day	30 yrs, 4 mo, 24 days	2018
Max Homa	28 yrs., 5 mo., 16 days	2019
Rory McIlroy	32 yrs, 0 mo., 5 days	2021
Max Homa	31 yrs., 5 mo., 19 days	2022

Champions the Following Year

Name	Finish	Year
David Toms	Cut	2004
Joey Sindelar	T33	2005
Vijay Singh	T38	2006
Jim Furyk	Cut	2007
Tiger Woods	DNP	2008
Anthony Kim	T47	2009
Sean O'Hair	Cut	2010
Rory McIlroy	Cut	2011
Lucas Glover	Cut	2012
Rickie Fowler	T73	2013
Derek Ernst	T30	2014
J.B. Holmes	Cut	2015
Rory McIlroy	T4	2016
James Hahn	T59	2017
Brian Harman	T74	2018
Jason Day	T24	2019
Covid-19		2020
Max Homa	MC	2021
Rory McIlroy	5th	2022

Tournament Records

Scoring by Champions (Front 9 v. Back 9) Quail Hollow Club

Name	Year	Front	Back
David Toms	2003	-9	-1
Joey Sindelar	2004	-6	-5
Vijay Singh	2005	-6	-6
Jim Furyk	2006	-6	-6
Tiger Woods	2007	-10	-3
Anthony Kim	2008	-15	-1
Sean O'Hair	2009	-6	-5
Rory McIlroy	2010	-9	-6
Lucas Glover	2011	-11	-4
Rickie Fowler	2012	-10	-4
Derek Ernst	2013	-2	-6
J.B. Holmes	2014	-10	-4
Rory McIlroy	2015	-10	-11
James Hahn	2016	-6	-3
Jason Day	2018	-4	-8
Max Homa	2019	-10	-5
Rory McIlroy	2021	-9	-3
Max Homa	2022	-5	-3
Totals		-128	-77

Bogey-Free Rounds by Champions

Name	Year	Round
Anthony Kim	2008	3rd
Rory McIlroy	2010	4th
Lucas Glover	2011	3rd
Rickie Fowler	2012	1st
Rory McIlroy	2015	2nd, 3rd
Max Homa	2019	2nd

Champions/Runners-Up who have won The Masters

Champions	Runners-Up
Vijay Singh	Trevor Immelman
Tiger Woods	Phil Mickelson

Champions/Runners-Up who have won the US Open

Champions	Runners-Up
Jim Furyk	Dustin Johnson
Tiger Woods	
Lucas Glover	
Rory McIlroy	

Champions/Runners-Up who have won the British Open

Champions	Runners-Up
Tiger Woods	Ben Curtis
Rory McIlroy	Phil Mickelson

Champions/Runners-Up who have won the PGA Championship

Champions	Runners-Up
David Toms	Phil Mickelson
Vijay Singh	
Tiger Woods	
Jason Day	



Tournament Records

CUTS

36-Hole Cut

Name	Score	Year
70 players	145 (+1)	2003
72 players	144 (even)	2004
79 players	148 (+4)	2005
73 players	146 (+2)	2006
85 players	147 (+3)	2007
87 players	145 (+1)	2008
74 players	144 (even)	2009
77 players	145 (+1)	2010
84 players	144 (even)	2011
74 players	143 (-1)	2012
84 players	146 (-2)	2013
73 players	145 (+1)	2014
81 players	144(even)	2015
78 players	145 (+1)	2016
79 players	145 (+1)	2017

87 players	144 (+3)	2018
75 players	143 (+1)	2019
77 players	144 (+2)	2021
65 players	140 (even)	2022

54-Hole Cut

Name	Score	Year
72 players	219 (+3)	2008
71 players	216 (even)	2011
72 players	220 (+4)	2013
73 players	216 (even)	2015
74 players	220 (+4)	2017
75 players	216 (+3)	2018

Most Consecutive Cuts Made

Name	Cuts
Phil Mickelson (2004 - 2017)	15

LEADS

Largest 18-Hole Lead

Name	Strokes	Year
Kirk Triplett	2	2004
Sergio Garcia	2	2005
Tiger Woods	2	2009
Bill Haas	2	2011

Largest 36-Hole Lead

Name	Strokes	Year
Bo Van Pelt	3	2006

Largest 54-Hole Lead

Name	Strokes	Year
Sergio Garcia	6	2005
David Toms	5	2003
Rory McIlroy	4	2015

Largest Come-From-Behind Final Round to Win

Name	Strokes	Year
Vijay Singh	6	2005

Four Rounds in 60s, One Tournament

Name	Strokes	Year
Lucas Glover	67-68-69-69	2011
Jason Day	69-67-67-69	2018

Largest Margin of Victory

Name	Strokes	Year
Rory McIlroy	7	2015
Anthony Kim	5	2008
Rory McIlroy	4	2010

Four Sub-Par Rounds, One Tournament

Year	Name
2003	Brent Geiberger Greg Chalmer
2004	Joey Sindelar Carlos Franco Mathias Gronberg Kevin Sutherland Todd Hamilton
2005	Vijay Singh
2006	Jim Furyk Vaughn Taylor Geoff Ogilvy
2007	Phil Mickelson Stewart Cink Tiger Woods
2008	Anthony Kim
2009	Lucas Glover Tim Petrovic Ian Poulter Jason Dufner Fredrik Jacobsen Martin Kaymer Charles Warren
2010	Phil Mickelson
2011	Lucas Glover Bill Haas Kevin Na Bobby Gates
2012	Rory McIlroy D.A. Points Ben Curtis James Driscoll Jason Day Seung-Yul Noh
2013	David Lynn
2014	J.B. Holmes Justin Rose Roberto Castro
2015	13 Players
2016	James Hahn Roberto Castro Justin Rose Lucas Glover
2017	Brian Harman Jon Rahm
2018	Jason Day Aaron Wise
2019	Max Homa Joel Dahmen Justin Rose

Tournament Records

CHAMPIONS WHO WON MULTIPLE TIMES SAME YEAR AS WELLS FARGO CHAMPIONSHIP VICTORY

Year	Player	Wins	Description
2003	David Toms	(2)	Wells Fargo Championship, FedEx St. Jude Classic
2005	Vijay Singh	(4)	Sony Open, Shell Houston Open, Wells Fargo Championship, Buick Open
2006	Jim Furyk	(2)	Wells Fargo Championship, Carian Open
2007	Tiger Woods	(7)	Buick Invitational, WGA-CA, Wells Fargo Championship, WGC-Bridgestone, PGA Championship, BMW, TOUR Championship
2008	Anthony Kim	(2)	Wells Fargo Championship, AT&T National
2015	Rory McIlroy	(2)	WGC-Match Play, Wells Fargo Championship
2022	Max Homa	(2)	Fortinet Championship, Wells Fargo Championship

PLAYOFFS

Year	Description
2004	Joey Sindelar defeated Arron Oberholser with par on the second extra hole. (18-16)
2005	Vijay Singh defeated Jim Furyk with par on the fourth extra hole. Sergio Garcia was eliminated on the first extra hole with a bogey. (18-16-17-18)
2006	Jim Furyk defeated Trevor Immelman with a par on the first extra hole. (18)

Year	Description
2011	Lucas Glover defeated Jonathan Byrd with a par on the first extra hole. (18)
2012	Rickie Fowler defeated Rory McIlroy and D.A. Points with a birdie on the first extra hole. (18)
2013	Derek Ernst defeated David Lynn with par on first extra hole. (18)
2016	James Hahn defeated Roberto Castro with par on first extra hole (18)



Tournament Records

TOP 50: ALL-TIME TOURNAMENT MONEY LIST

	Name	Earnings
1	Rory McIlroy	5,811,854
2	Phil Mickelson	3,613,435
3	Max Homa	3,055,206
4	Jim Furyk	3,029,173
5	Lucas Glover	2,628,639
6	Rickie Fowler	2,316,676
7	Vijay Singh	2,141,493
8	Brian Harman	1,959,098
9	Tiger Woods	1,915,479
10	Jason Day	1,809,690
11	J.B. Holmes	1,599,625
12	Anthony Kim	1,595,596
13	James Hahn	1,578,278
14	Nick Watney	1,477,880
15	Pat Perez	1,467,001
16	Sean O'Hair	1,442,426
17	Justin Rose	1,388,597
18	David Toms	1,369,518
19	Joey Sindelar	1,308,475
20	Derek Ernst	1,268,748
21	Sergio Garcia	1,264,049
22	Rory Sabbatini	1,253,109
23	Webb Simpson	1,252,193
24	Jonathan Byrd	1,203,551
25	Stewart Cink	1,134,150

TOP 50: ALL-TIME TOURNAMENT SCORING LEADERS

	Name	Average	Rounds
T1	Matt Fitzpatrick	68.50	4
T1	Cameron Young	68.50	4
3	Viktor Hovland	69.00	4
4	Rory McIlroy	69.38	42
5	Aaron Wise	69.42	12
6	Kurt Kitayama	69.75	4
7	Jim Knous	69.83	6
T8	David Lynn	70.00	4
T8	Keith Mitchell	70.00	14
T8	Chad Ramey	70.00	4
11	Jason Day	70.05	22
T12	Austin Smotherman	70.25	4
T12	Matthew Wolff	70.25	4
14	Matt Wallace	70.33	6
15	Rickie Fowler	70.43	37
16	Phil Mickelson	70.44	66
T17	Talor Gooch	70.50	8
T17	Cody Gribble	70.50	4
T17	Edoardo Molinari	70.50	4
T17	Turk Pettit	70.50	4
T17	Aaron Rai	70.50	2
T17	Peter Uihlein	70.50	8
T23	Billy Horschel	70.75	4
T23	Bernhard Langer	70.75	4
T23	J.J. Spaun	70.75	4
T23	Chase Wright	70.75	4

The Green Mile

The Green Mile (Holes 16-18) at Quail Hollow Club According to ShotLink



Holes 16 through 18 Combined

The final 3 holes "Green Mile" at Quail Hollow Club have been the toughest 3 finishing holes on the PGA TOUR since 2003 with an average of +0.904 over par. In the 2020-21 season, the final three holes (16,17,18) played as the toughest finishing three holes on the PGA TOUR of non-major venues with a scoring average of +0.85. Since 2003, there have been 1,646 balls in the water on this three-hole stretch.

Toughest Finishing 3 Holes (16-18) PGA TOUR (non-majors) Since 2003

		Avg
Quail Hollow Club	Wells Fargo Championship	+0.904
Muirfield Village Golf Club	the Memorial Tournament	+0.621
Innisbrook Resort (Copperhead) Course	Valspar Championship	+0.533
GC of Houston	Cadence Bank Houston Open	+0.487

*Min 5 seasons played

Toughest Finishing 3 Holes 2020-21 PGA TOUR Season (Non-Majors)

	Avg
Quail Hollow Club	+0.85
Corales Golf Club	+0.66
Muirfield Village Golf Club	+0.59
Innisbrook Resort (Copperhead)	+0.38
Nicklaus Tournament Course	+0.34

All Balls in the Water The Green Mile Since 2003

	16 th Hole	17 th Hole	18 th Hole	Total
2003	-	52	17	69
2004	-	39	55	94
2005	-	48	57	105
2006	-	34	61	95
2007	-	36	48	84
2008	-	57	50	107
2009	-	35	61	96
2010	-	37	52	89
2011	-	31	67	98
2012	-	33	48	81
2013	-	18	33	51
2014	13	32	47	92
2015	33	25	45	103
2016	8	20	44	72
2017*	14	28	49	91
2018	9	51	57	117
2019	18	40	48	106
2021	7	47	42	96
Total	102	663	881	1,646

*2017 PGA Championship

The Green Mile Scoring Average Since 2003

	Average	Total Rds
2005	+1.127	465
2003	+1.067	450
2017*	+1.063	459
2008	+1.058	469
2014	+1.055	456
2007	+1.049	468
2010	+1.009	463
2006	+0.960	445
2009	+0.869	452
2018	+0.864	470
2015	+0.850	466
2021	+0.847	463
2004	+0.830	454
2013	+0.818	467
2019	+0.779	458
2011	+0.777	466
2016	+0.734	466
2012	+0.619	454

*PGA Championship

Most Balls in the Water The Green Mile Since 2003

	Total
Phil Mickelson	17
Vijay Singh	16
D.A. Points	14

The Green Mile

The Green Mile (Holes 16-18) at Quail Hollow Club According to ShotLink



- 7,832** Since 2003, there have been 7,832 rounds played at Quail Hollow Club during the Wells Fargo Championship
- 50.1%** During the Wells Fargo Championship, the Green Mile accounts for 24.2% of all bogeys, 38.6% of all doubles, and 50.1% of all triples or worse at Quail Hollow Club
- 12** During the 2017 PGA Championship, the Green Mile accounted for 12 triples or worse matching the same amount that was made on holes one thru 15.
- 7.3%** Only 7.3% of all birdies or better at the 2017 PGA Championship were made on The Green Mile

The Green Mile vs. The Rest of the Course Quail Hollow Club Since 2003-2021

	Holes 1-15	Holes 16-18	PCT
Birdies or Better	23,857	1,892	7.3
Bogeys	19,597	6,253	24.2
Doubles	1,697	1,066	38.6
Triangles or Worse	172	179	50.1
Balls in Water	1,688	1,555	47.9
Score to Par	-962	+7,054	---

The Green Mile vs. The Rest of the Course Quail Hollow Club - 2017 PGA Championship

	Holes 1-15	Holes 16-18
Birdies or Better	1,193	88
Bogeys	1,525	365
Doubles	158	87
Triangles or Worse	12	12
Balls in Water	84	91
Score to Par	+645	+488

- 2** Since 2003, Roger Sloan has the best career score to par on The Green Mile than any player with five or more rounds
- 721** Since 2003, 695 different players have at least one competitive round on Quail Hollow during the Wells Fargo Championship and 2017 PGA Championship.
- 37** of 695 players are at par or better for their careers on these three holes (5.1% of all players)
- +62** 2005 Wells Fargo Championship champion, Vijay Singh has played the Green Mile at a combined 62-over par in his 50 rounds at Quail Hollow Club.
- 684** Since 2003, 684 of 721 players (94.9%) are over par on the Green Mile in their respective careers.
- 40.4%** of all players have career cumulative scores of 10 over or worse on these three holes (291 of 721 total players).

Scoring Leaders The Green Mile Since 2003 (min 5 rds)

	Score to Par
Roger Sloan	-2
Will Claxton	-1
Tom Lovelady	-1
Blake Adams	0
Talor Gooch	0
Tyrrell Hatton	1
Louis Oosthuizen	1
Nate Lashley	1

Scoring Breakdown The Green Mile Since 2003

	# of Players	PCT
Under Par	13	1.8
Even Par	24	3.3
Over Par	684	94.9
Total Players	721	--

Highest Career Scoring The Green Mile Since 2003

	Score to Par
Vijay Singh	+62
Phil Mickelson	+52
Lucas Glover	+50
Zach Johnson	+47
Davis Love III	+45
Bill Haas	+45
Padraig Harrington	+44
Rich Beem	+43
Charles Howell III	+43
Robert Allenby	+43

The Green Mile

The Green Mile (Holes 16-18) at Quail Hollow Club According to ShotLink



- 27 / 0** Since 2003, 27 players have managed to play holes 16-18 bogey-free in the same week. No players played the Green Mile bogey-free in 2021
- 5** In 2012, five players played the Green Mile bogey-free, marking the most players in a single tournament at Quail Hollow Club
- 4** The most birdies or better made in a week on the Green Mile is four (*accomplished 25 times / last: Luke List, K.J. Choi & Roger Sloan in 2021*)
- 5** The best a player has played the Green Mile in a week is five under (2016 Carlos Ortiz)
- 9** Seamus Power is one of nine players who have played 10 or more rounds at Quail Hollow Club without recording a birdie or better on the Green Mile
- 18** Most birdies made on the Green Mile by Rory McIlroy (most of any player) since 2010
- 37** Lucas Glover has made 36 bogeys or worse on the Green Mile, most bogeys or worse of any player on this stretch since 2010
- 1,646** balls in the water on The Green Mile since 2003
- 17** Phil Mickelson leads all players with 17 balls in the water on The Green Mile since 2003
- 7** Seven putts made over 70 feet on the Green Mile in the ShotLink era. The longest putt made is 79' 9" by Rory McIlroy on the 17th hole (3rd rd) in 2016.

Highest Scores on Green Mile Since 2003

	Rd	Hole	Par	Value	RTP	Score
2015 James Hahn	Final	16 th	4		+6	10
2006 Retief Goosen	Final	18 th	4		+5	9
2018 Brice Garnett	Final	18 th	4		+4	8
2003 David Toms	Final	18 th	4		+4	8
2017 Jason Day	3 rd	18 th	4		+4	8
2016 Phil Mickelson	3 rd	18 th	4		+4	8
2011 Ryuji Imada	3 rd	18 th	4		+4	8
2011 Dustin Johnson	2 nd	18 th	4		+4	8
2010 Nick O'Hern	2 nd	18 th	4		+4	8
2006 Chris DiMarco	2 nd	18 th	4		+4	8
2014 Ben Kohles	1 st	18 th	4		+4	8

The Green Mile

The Green Mile (Holes 16-18) at Quail Hollow Club According to ShotLink



Playing Green Mile Bogey-Free in All 4 Rds Quail Hollow Club Since 2003

	Birdies or Better	Pars
2019 Rickie Fowler	1	11
2019 Nate Lashley	3	9
2019 Rory McIlroy	2	10
2019 Webb Simpson	1	11
2018 Peter Uihlein	0	12
2018 Bryson DeChambeau	1	11
2018 Jason Day	3	9
2016 Chris Stroud	2	10
2016 Carlos Ortiz	4	8
2016 Colt Knost	2	10
2015 Henrik Stenson	2	10
2014 Mark Wilson	4	8
2014 Jim Furyk	0	12
2013 Vaughn Taylor	1	11
2013 David Lynn	4	8
2012 Spencer Levin	2	10
2012 Marc Leishman	3	9
2012 Tom Gillis	1	11
2012 Ben Curtis	3	9
2012 Will Claxton	4	8
2011 Billy Horschel	1	11
2011 Jonathan Byrd	2	10
2010 Hunter Mahan	1	11
2007 Ernie Els	1	11
2006 Justin Rose	1	11
2006 Troy Matteson	1	11
2004 Joey Sindelar	2	10

Players Bogey-Free in All 4 Rds Green Mile Since 2003

	# of Players
2019	4
2018	3
2016	3
2015	1
2014	2
2013	2
2012	5
2011	2
2010	1
2007	1
2006	2
2004	1
2021	0

Most Rounds Played without a Birdie on The Green Mile Since 2003

	Pars	Bogeys	Dbls+	Rds
Scott McCarron	29	8	2	13
Beau Hossler	22	8	6	12
Seamus Power	24	10	2	12
Olin Browne	19	12	5	12
Hank Kuehne	21	6	3	10
J.L. Lewis	20	8	2	10
Len Mattiace	18	9	3	10
Paul Stankowski	17	11	2	10
Charlie Wi	19	9	2	10

Most Birdies Made The Green Mile Since 2010

	Total
Rory McIlroy	18
Phil Mickelson	15
Brendon de Jonge	15
Charles Howell III	14
Kyle Stanley	13

Most Bogeys/Worse The Green Mile Since 2010

	Total
Lucas Glover	37
Phil Mickelson	33
Ryan Moore	33
Charles Howell III	33
Chris Stroud	32

Most Under Par in a Week The Green Mile Since 2003

	Score to Par
2016 Carlos Ortiz	-5
2012 Will Claxton	-4
2013 David Lynn	-4
2014 Mark Wilson	-4

Eagles The Green Mile Since 2003

	Rd	Hole
2011 Rory Sabbatini	3 rd	16 th
2015 Colt Knost	2 nd	17 th
2016 Carlos Ortiz	3 rd	17 th
2003 Paul Goydos	1 st	18 th
2013 Gary Woodland	3 rd	18 th
2016 Roberto Castro	2 nd	18 th

Longest Putts Made The Green Mile Since 2003

	Rd	Hole	Dist
2016 Rory McIlroy	3 rd	17	79' 9"
2009 John Rollins	2 nd	18	79' 7"
2012 Scott Brown	2 nd	18	78' 6"
2012 Zach Johnson	1 st	17	76' 10"
2014 Michael Thompson	Final	17	76' 1"
2014 Jonathan Byrd	1 st	18	75' 11"
2010 Chad Collins	Final	18	73' 8"

The Green Mile

The Green Mile (Holes 16-18) at Quail Hollow Club According to ShotLink



- 5** Tony Finau has the best score in relation to par of any player on the 16th hole at Quail Hollow Club
- +20** Robert Allenby is 20-over par on the 16th hole at Quail Hollow Club, highest cumulative score to par on this hole since 2003
- 10** Rory McIlroy has made the most birdies on the 16th hole at Quail Hollow Club of any player in the ShotLink era (10)
- 90%** Hank Kuehne has the best Green in Regulation percentage on the 16th hole at Quail Hollow Club since 2003 (min 10 rds)

Best Score to Par 16th Hole - Quail Hollow Club Since 2003

	Score to Par	Rds
Tony Finau	-5	22
Ben Crane	-3	22
Bryson DeChambeau	-3	14
Chris Couch	-3	4
Roger Sloan	-3	8
Rory McIlroy	-3	42
Will Claxton	-2	8
Jason Day	-2	22
Abraham Ancer	-2	6
Ryan Fox	-2	4
Patrick Rodgers	-2	16
Matt Wallace	-2	4
Scott Pinckney	-2	8

Most Over Par 16th Hole - Quail Hollow Club Since 2003

	Score to Par	Rds
Robert Allenby	+20	40
Vijay Singh	+15	50
Davis Love III	+14	41
Chris Stroud	+13	37
John Senden	+13	48
Dean Wilson	+12	26
Lucas Glover	+12	58
Will MacKenzie	+11	26
Gary Woodland	+11	37
David Toms	+11	34
Matt Kuchar	+11	22
Freddie Jacobson	+11	26
Rich Beem	+11	26
Brian Davis	+11	35
Jason Bohn	+11	40
Zach Johnson	+11	48

Most Birdies 16th Hole - Quail Hollow Club Since 2003

	Total
Rory McIlroy	10
Charles Howell III	9
Phil Mickelson	8
J.J. Henry	8
Rory Sabbatini	7
Vaughn Taylor	7
Camilo Villegas	7

Best Green in Regulation PCT 16th Hole - Quail Hollow Club Since 2003 (Min 10 Rds)

	PCT
Hank Kuehne	90.0
Bryson DeChambeau	85.7
Tony Finau	81.8
Patrick Rodgers	81.3
Rory McIlroy	81.0

The Green Mile

The Green Mile (Holes 16-18) at Quail Hollow Club According to ShotLink



- 4** Since 2003, Blake Adams is a combined four-under par in 11 rounds on the 17th hole at Quail Hollow Club, best of any player
- 7** Seven of 721 players (0.97%) are a combined two under or better in their career on the second leg of The Green Mile (17th hole).
- +21** Phil Mickelson, Charles Howell III, Vijay Singh & Bill Haas are a combined 21-over par on the 17th hole, marking the highest score to par of any player on this hole in the ShotLink era
- 80%** Bill Lunde has the best Green in Regulation percentage on the 17th hole at Quail Hollow Club since 2003 (min 15 rds)
- 12** players have made more than five birdies on the second leg of the Green Mile in the ShotLink era

Best Score to Par 17th Hole - Quail Hollow Club Since 2003

	Score to Par	Rds
Blake Adams	-4	11
Glen Hnatiuk	-3	4
Stephen Gangluff	-2	2
Scott Gutschewski	-2	7
Carlos Ortiz	-2	14
Chip Sullivan	-2	2
David Peoples	-2	4

Most Over Par 17th Hole - Quail Hollow Club Since 2003

	Score to Par	Rds
Phil Mickelson	21	64
Vijay Singh	21	50
Charles Howell III	21	58
Bill Haas	21	52
J.B. Holmes	18	42
Padraig Harrington	16	30
Lucas Glover	16	58
Rory Sabbatini	15	50
Stuart Appleby	15	33
Jason Kokrak	15	24
Zach Johnson	14	48
Sergio Garcia	14	36
Brad Faxon	14	28

Most Birdies Made 17th Hole - Quail Hollow Club Since 2003

	Total
Brendon de Jonge	8
Hunter Mahan	8
Geoff Ogilvy	8
Pat Perez	7
Robert Garrigus	6
Jeff Maggert	6
Kevin Stadler	6
Phil Mickelson	6
Stewart Cink	6
Jason Dufner	6
Rory Sabbatini	6
Lucas Glover	6

Best Green in Regulation PCT 17th Hole - Quail Hollow Club Since 2003 (Min 15 Rds)

	PCT
Bill Lunde	80.0
Matt Jones	75.9
Heath Slocum	70.3
Scott Brown	69.2
Patrick Rodgers	68.8
Paul Goydos	68.2

The Green Mile

The Green Mile (Holes 16-18) at Quail Hollow Club According to ShotLink



- 2** five players are two under on the final hole of the Green Mile in their careers, best score to par of any player since 2003
- 3** Vijay Singh (+26), Phil Mickelson (+23) and Zach Johnson (+22) have the three highest cumulative score to par on the 18th hole at Quail Hollow Club of any player since 2003
- 75.0%** Lee Westwood has the second-best Green in Regulation on the 18th Hole at Quail Hollow Club of players with 10 or more rounds in the ShotLink era

Best Score to Par 18th Hole - Quail Hollow Club Since 2003

	Score to Par	Rds
Matteo Manassero	-2	4
Francesco Molinari	-2	14
David Lynn	-2	4
Chris Paisley	-2	2
Louis Oosthuizen	-2	8

Most Over Par 18th Hole - Quail Hollow Club Since 2003

	Score to Par	Rds
Vijay Singh	+26	50
Phil Mickelson	+23	64
Zach Johnson	+22	48
Lucas Glover	22	58
Stewart Cink	20	46
Heath Slocum	19	37
Davis Love III	19	41
Johnson Wagner	19	40
Geoff Ogilvy	19	48
Rich Beem	19	26

Best Green in Regulation PCT 18th Hole - Quail Hollow Club Since 2003 (Min 10 Rds)

	PCT
Joey Sindelar	77.8
Lee Westwood	75.0
Kirk Triplett	73.3
Steve Marino	72.4
Paul Stankowski	70.0
Lee Janzen	70.0

Most Birdies Made 18th Hole - Quail Hollow Club Since 2003

	Total
John Senden	7
Carl Pettersson	6
Pat Perez	6
Robert Allenby	6
Ian Poulter	6
Bill Haas	6
J.B. Holmes	6
Will MacKenzie	6

The Green Mile

The Green Mile (Holes 16-18) at Quail Hollow Club According to ShotLink



- +14** Since 2003, the winners at Quail Hollow Club have combined to play The Green Mile in 15-over par (16th Hole: -3, 17th Hole: +10 & 18th Hole: +8)
- 3** Jason Day (2018) played the Green Mile in three under, marking the best performance on these holes by a winner at Quail Hollow Club in the ShotLink era
- 1 / +7** Winners at Quail Hollow Club are one under in Round 3 on The Green Mile and seven over (eight shots worse) in the Final Round since 2003.
- 2** Jason Day (2018), Rory McIlroy (2010) and Joey Sindelar (2004) all played the Green Mile two under in the Final Round, marking the best score to par on the Green Mile in the final round of winners at this course since 2003
- +4** David Toms (2003) played the final three holes in four over, marking the worst performance on The Green Mile by a winner at this course since 2003. David Toms (2003) is the only winner in the ShotLink era to make triple bogey or worse on the final hole of the Final Round and win on TOUR (*made quadruple bogey/8 on 18*)

Winner Performances on The Green Mile Since 2003

	16	17	18	Score to Par
2021 Rory McIlroy	Even	Even	+1	+1
2019 Max Homa	Even	+1	+1	+2
2018 Jason Day	-1	-2	Even	-3
2017 Justin Thomas*	Even	Even	+1	+1
2016 James Hahn	-1	+2	+2	+3
2015 Rory McIlroy	-2	+3	Even	+1
2014 J.B. Holmes	+1	Even	-1	Even
2013 Derek Ernst	-1	Even	-1	-2
2012 Rickie Fowler	+1	Even	Even	+1
2011 Lucas Glover	Even	+2	Even	+2
2010 Rory McIlroy	Even	-1	+1	Even
2009 Sean O'Hair	-1	+1	Even	Even
2008 Anthony Kim	+3	+1	-1	+3
2007 Tiger Woods	Even	+2	+2	+4
2006 Jim Furyk	Even	+1	-1	Even
2005 Vijay Singh	-1	+1	Even	Even
2004 Joey Sindelar	-1	-1	Even	-2
2003 David Toms	Even	Even	4	+4

*2017 PGA Championship

Scoring on The Green Mile Winners Since 2003

	Score to Par
RD 1	+3
RD 2	+6
RD 3	-1
Final Round	+7

Performance in Final Round Winners on Green Mile Since 2003

Best	-2 (3 times)
Combined Score to par	6
Under Par	4
Over Par	9
Worst	+4 (2003 David Toms)

Individual Player Results

Acosta, Jr., Joe (73.50)

Year	1st	2nd	3rd	4th	Total	Finish	Money
2003	71	76			147	CUT	
Total							

Adamonis, Brad (72.00)

Year	1st	2nd	3rd	4th	Total	Finish	Money
2008	70	70	74	74	288	T40	\$22,428.44
Total							\$22,428.44

Adams, Blake (72.64)

Year	1st	2nd	3rd	4th	Total	Finish	Money
2010	73	71	72	71	287	T29	\$38,711.11
2011	77	71			148	CUT	
2012	74	73			147	CUT	
2015	73	71	73		217	T74	13,561.00
Total							\$52,272.11

Adams III, Frank (76.00)

Year	1st	2nd	3rd	4th	Total	Finish	Money
2012	76	76			152	CUT	
Total							

Aiken, Thomas (73.00)

Year	1st	2nd	3rd	4th	Total	Finish	Money
2016	72	74			146	CUT	
Total							

Albertson, Anders (72.50)

Year	1st	2nd	3rd	4th	Total	Finish	Money
2019	73	72			145	CUT	
Total							

Aldridge, Tyler (73.67)

Year	1st	2nd	3rd	4th	Total	Finish	Money
2016	76	76			152	CUT	
2017	74	70	71	75	290	T52	\$17,314.28
Total							\$17,314.28

Alker, Steven (72.33)

Year	1st	2nd	3rd	4th	Total	Finish	Money
2003	75	71			146	CUT	
2015	69	72	72	70	283	T28	\$43,310.00
2017	74	71	77		222	T76	13,875.00
Total							\$57,185.00

Allan, Steve (72.50)

Year	1st	2nd	3rd	4th	Total	Finish	Money
2004	69	74	72	74	289	T56	\$12,544.00
2005	74	73	72	72	291	T44	18,140.00
Total							\$30,684.00

Allem, Fulton (80.00)

Year	1st	2nd	3rd	4th	Total	Finish	Money
2003	83	80			163	CUT	
2004	77	80			157	CUT	
Total							

Allen, Michael (73.11)

Year	1st	2nd	3rd	4th	Total	Finish	Money
2004	74	69	70	79	292	T66	\$11,536.00
2005	76	81			157	CUT	
2006	76	71			147	CUT	
2008	73	70	73	71	287	T34	32,320.00
2009	70	73	72	71	286	T38	27,300.00
2010	75	72			147	CUT	
Total							\$71,156.00

Allenby, Robert (72.10)

Year	1st	2nd	3rd	4th	Total	Finish	Money
2004	72	68	74	74	288	T50	\$13,402.67
2005	74	76			150	CUT	
2007	70	76	69	73	288	T34	29,820.00
2008	70	70	73	66	279	4	307,200.00
2009	67	74	77	70	288	T47	16,921.67
2010	71	70	72	72	285	T17	91,000.00
2011	72	71	69	73	285	T48	16,157.14
2012	70	77			147	CUT	
2013	76	70	71	70	287	T27	47,570.00
2014	73	72	73	71	289	T55	15,801.00
2015	74	72			146	CUT	
2016	77	75			152	CUT	
Total							\$537,872.48

Allred, Jason (79.00)

Year	1st	2nd	3rd	4th	Total	Finish	Money
2005	77	81			158	CUT	
Total							

Ames, Stephen (72.73)

Year	1st	2nd	3rd	4th	Total	Finish	Money
2003	69	75	74	70	288	T34	\$28,280.00
2006	71	73	71	72	287	T22	63,000.00
2007	69	73	74	76	292	T61	13,419.00
2008	69	75	74	69	287	T34	32,320.00
2012	74	73			147	CUT	
2013	77	76			153	CUT	
2014	72	74			146	CUT	
Total							\$137,019.00

An, Byeong Hun (71.73)

Year	1st	2nd	3rd	4th	Total	Finish	Money
2016	74	74			148	CUT	
2017	72	70	69	71	282	T8	\$210,000.00
2018	73	70	70	75	288	T63	16,247.00
2019	72	70	71		213	W/D	
2021	76	69			145	CUT	
Total							\$226,247.00

Ancer, Abraham (71.40)

Year	1st	2nd	3rd	4th	Total	Finish	Money
2018	72	78			150	CUT	
2021	69	70	70	66	275	2	\$882,900.00
2022	69	68	76	76	289	T56	20,790.00
Total							\$903,690.00

Anderson, Chris (75.50)

Year	1st	2nd	3rd	4th	Total	Finish	Money
2005	76	75			151	CUT	
Total							

Individual Player Results

Anderson, Mark (72.50)

Year	1st	2nd	3rd	4th	Total	Finish	Money
2012	73	77			150	CUT	
2017	70	72	71	72	285	T24	\$59,357.14
Total							\$59,357.14

Andrade, Billy (74.13)

Year	1st	2nd	3rd	4th	Total	Finish	Money
2003	73	74			147	CUT	
2004	69	77			146	CUT	
2005	74	80			154	CUT	
2006	69	73	78	74	294	T56	\$14,238.00
2007	73	74	72	75	294	T69	12,411.00
2008	74	77			151	CUT	
Total							\$26,649.00

Aphibarnrat, Kiradech (72.50)

Year	1st	2nd	3rd	4th	Total	Finish	Money
2022	73	72			145	CUT	
Total							

Appleby, Stuart (73.31)

Year	1st	2nd	3rd	4th	Total	Finish	Money
2003	73	73			146	CUT	
2004	66	72	70	74	282	T15	\$86,800.00
2005	73	79			152	CUT	
2006	72	67	74	80	293	T52	14,773.50
2007	75				75	DQ	
2008	76	71			147	CUT	
2009	73	79			152	CUT	
2010	75	70	71	78	294	T69	12,870.00
2011	68	77			145	CUT	
2012	72	73			145	CUT	
2013	71	71	75	74	291	T50	15,828.75
2014	77	72			149	CUT	
2016	73	74			147	CUT	
2017	74	74			148	CUT	
Total							\$130,272.25

Armour, Ryan (72.50)

Year	1st	2nd	3rd	4th	Total	Finish	Money
2007	78	73			151	CUT	
2008	75	72			147	CUT	
2017	71	72	75	73	291	T59	\$16,425.00
2019	72	73			145	CUT	
2021	71	74			145	CUT	
2022	72	67	76	66	281	T25	69,150.00
Total							\$85,575.00

Armour III, Tommy (73.13)

Year	1st	2nd	3rd	4th	Total	Finish	Money
2004	77	70			147	CUT	
2005	76	72	72	69	289	T28	\$40,800.00
2006	74	70	77	74	295	T59	13,797.00
2008	74	68	74	72	288	T40	22,428.45
2009	73	78			151	CUT	
Total							\$77,025.45

Atwal, Arjun (72.54)

Year	1st	2nd	3rd	4th	Total	Finish	Money
2004	74	77			151	CUT	
2005	75	73	75	70	293	T56	\$13,260.00
2011	72	71	75		218	76	12,220.00
2012	68	69	75	69	281	T21	67,600.00
Total							\$93,080.00

Austin, Woody (72.77)

Year	1st	2nd	3rd	4th	Total	Finish	Money
2003	72	71	70	70	283	T11	\$111,200.00
2004	75	70			145	CUT	
2005	71	73	75	70	289	T28	40,800.00
2006	73	72	73	76	294	T56	14,238.00
2007	71	74	72	72	289	T43	18,774.00
2008	75	75			150	CUT	
2009	71	74			145	CUT	
2010	74	76			150	CUT	
2014	74	73			147	CUT	
Total							\$185,012.00

Axley, Eric (74.75)

Year	1st	2nd	3rd	4th	Total	Finish	Money
2007	79	72			151	CUT	
2008	71	77			148	CUT	
2009	71	74			145	CUT	
2015	79	75			154	CUT	
Total							

Azinger, Paul (72.60)

Year	1st	2nd	3rd	4th	Total	Finish	Money
2005	72	75	74	72	293	T56	\$13,260.00
2006	70				70	W/D	
Total							\$13,260.00

Baddeley, Aaron (73.24)

Year	1st	2nd	3rd	4th	Total	Finish	Money
2004	71	79			150	CUT	
2005	72	76	76	71	295	T68	\$12,060.00
2006	73	74			147	CUT	
2007	71	75	71	72	289	T43	18,774.00
2008	73	71	74	70	288	T40	22,428.45
2009	75	74			149	CUT	
2010	73	72	73	73	291	T51	15,296.67
2012	69	73	75	72	289	T65	13,455.00
2015	74	70	70	72	286	T55	16,188.00
2018	71	77			148	CUT	
2022	74	84			158	CUT	
Total							\$98,202.12

Bae, Sangmoon (71.79)

Year	1st	2nd	3rd	4th	Total	Finish	Money
2012	69	69	77	73	288	T57	\$14,235.00
2014	72	71	71	72	286	T38	28,980.00
2015	70	72	73	72	287	T58	15,407.00
2019	71	73			144	CUT	
Total							\$58,622.00

Baird, Briny (71.25)

Year	1st	2nd	3rd	4th	Total	Finish	Money
2007	72	73	70	70	285	T16	\$91,350.00
Total							\$91,350.00

Barber, Aaron (74.00)

Year	1st	2nd	3rd	4th	Total	Finish	Money
2003	73	75			148	CUT	
Total							

Individual Player Results

Barber, Blayne (72.75)

Year	1st	2nd	3rd	4th	Total	Finish	Money
2015	71	74			145	CUT	
2016	69	79			148	CUT	
2018	71	73	70	75	289	T67	\$15,708.00
Total							\$15,708.00

Barcelo, Rich (72.83)

Year	1st	2nd	3rd	4th	Total	Finish	Money
2004	74	68	72	74	288	T50	\$13,402.66
2010	75	74			149	CUT	
Total							\$13,402.66

Barjon, Paul (72.00)

Year	1st	2nd	3rd	4th	Total	Finish	Money
2022	65	74	76	73	288	T51	\$21,762.00
Total							\$21,762.00

Barlow, Craig (73.17)

Year	1st	2nd	3rd	4th	Total	Finish	Money
2003	75	70	75	70	290	T51	\$13,104.00
2005	71	75	73	71	290	T33	28,472.73
2006	73	70	74	81	298	T67	12,726.00
Total							\$54,302.73

Barnes, Ricky (72.42)

Year	1st	2nd	3rd	4th	Total	Finish	Money
2004	73	75			148	CUT	
2010	69	72	74	71	286	T22	\$58,592.86
2011	77	70			147	CUT	
2013	74	77			151	CUT	
2014	72	72	68	73	285	T30	40,106.25
2015	67	73	72	71	283	T28	43,310.00
2016	70	76			146	CUT	
2017	73	72	70	77	292	T63	15,900.00
Total							\$157,909.11

Barranger, Todd (74.75)

Year	1st	2nd	3rd	4th	Total	Finish	Money
2003	75	73			148	CUT	
2005	74	77			151	CUT	
Total							

Barron, Doug (74.75)

Year	1st	2nd	3rd	4th	Total	Finish	Money
2003	74	76			150	CUT	
2005	80	77			157	CUT	
2006	75	71	72	73	291	T38	\$24,570.00
Total							\$24,570.00

Bateman, Brian (74.17)

Year	1st	2nd	3rd	4th	Total	Finish	Money
2005	73	80			153	CUT	
2008	72	75			147	CUT	
2009	70	75			145	CUT	
Total							

Bates, Pat (72.17)

Year	1st	2nd	3rd	4th	Total	Finish	Money
2003	70	77			147	CUT	
2004	75	68	72	71	286	T35	\$25,293.33
Total							\$25,293.33

Beckman, Cameron (73.05)

Year	1st	2nd	3rd	4th	Total	Finish	Money
2004	67	72	71	74	284	T28	\$38,920.00
2005	71	82			153	CUT	
2007	75	72	72	72	291	T56	14,112.00
2009	73	71	72	68	284	T29	44,200.00
2010	78	75			153	CUT	
2011	75	71			146	CUT	
2012	72	78			150	CUT	
Total							\$97,232.00

Beem, Rich (73.67)

Year	1st	2nd	3rd	4th	Total	Finish	Money
2003	67	72	74	72	285	T21	\$62,720.00
2004	70	73	68	75	286	T35	25,293.33
2005	76	75			151	CUT	
2006	77	70			147	CUT	
2007	73	80			153	CUT	
2008	72	71	75	78	296	T70	12,736.00
2009	71	73	76	82	302	74	12,480.00
2011	75	73			148	CUT	
Total							\$113,229.33

Begay III, Notah (74.40)

Year	1st	2nd	3rd	4th	Total	Finish	Money
2004	67	70	69	73	279	T5	\$196,700.00
2005	80	79			159	CUT	
2009	75	76			151	CUT	
2010	78	77			155	CUT	
Total							\$196,700.00

Beljan, Charlie (75.67)

Year	1st	2nd	3rd	4th	Total	Finish	Money
2012	78				78	W/D	
2013	78	75			153	CUT	
2014	74	76			150	CUT	
2015	75	71			146	CUT	
2017	74	80			154	CUT	
Total							

Berganio, Jr., David (74.00)

Year	1st	2nd	3rd	4th	Total	Finish	Money
2003	70	77			147	CUT	
2007	69	76	71	83	299	T82	\$11,025.00
2009	72				72	W/D	
Total							\$11,025.00

Berger, Daniel (71.40)

Year	1st	2nd	3rd	4th	Total	Finish	Money
2015	71	68	70	74	283	T28	\$43,310.00
2016	68	71	74	73	286	T17	95,525.71
2017	71	72	72	72	287	T36	34,562.50
2018	73	69	69	75	286	T55	17,479.00
2019	73	69	70	74	286	T54	17,933.00
Total							\$208,810.21

Bertsch, Shane (75.14)

Year	1st	2nd	3rd	4th	Total	Finish	Money
2006	80	74			154	CUT	
2008	71	73	78		222	T80	\$11,328.00
2017	75	75			150	CUT	
Total							\$11,328.00

Individual Player Results

Bettencourt, Matt (72.78)

Year	1st	2nd	3rd	4th	Total	Finish	Money
2009	72	71	71	69	283	T22	\$58,592.86
2010	78	71			149	CUT	
2011	79				79	W/D	
2012	77	67			144	CUT	
Total							\$58,592.86

Bhatia, Akshay (72.50)

Year	1st	2nd	3rd	4th	Total	Finish	Money
2021	73	72			145	CUT	
Total							

Biershenk, Tommy (74.50)

Year	1st	2nd	3rd	4th	Total	Finish	Money
2012	76	73			149	CUT	
Total							

Bigley, Bryan (77.25)

Year	1st	2nd	3rd	4th	Total	Finish	Money
2011	78	76			154	CUT	
2012	80	75			155	CUT	
Total							

Bjornstad, Henrik (73.00)

Year	1st	2nd	3rd	4th	Total	Finish	Money
2006	76	73			149	CUT	
2010	72	73	72	72	289	T43	\$21,450.00
Total							\$21,450.00

Blair, Zac (71.86)

Year	1st	2nd	3rd	4th	Total	Finish	Money
2015	76	69			145	CUT	
2016	75				75	DQ	
2017	72	70	69	72	283	T12	\$142,500.00
Total							\$142,500.00

Blanks, Kris (73.50)

Year	1st	2nd	3rd	4th	Total	Finish	Money
2010	72	74			146	CUT	
2011	76	71			147	CUT	
2012	75	73			148	CUT	
Total							

Blaum, Ryan (72.31)

Year	1st	2nd	3rd	4th	Total	Finish	Money
2017	72	73	74	74	293	T66	\$15,300.00
2018	75	70	75		220	T84	13,013.00
2019	71	72	68	73	284	T45	23,131.20
2022	72	71			143	CUT	
Total							\$51,444.20

Blixt, Jonas (72.21)

Year	1st	2nd	3rd	4th	Total	Finish	Money
2012	68	73	67	71	279	T9	\$156,000.00
2013	76	76			152	CUT	
2014	71	75			146	CUT	
2015	74	73			147	CUT	
2016	77	71			148	CUT	
2018	71	71	69	72	283	T27	52,360.00
2019	70	77			147	CUT	
2021	71	73	70	76	290	T65	17,172.00
2022	71	70			141	CUT	
Total							\$225,532.00

Bohn, Jason (71.86)

Year	1st	2nd	3rd	4th	Total	Finish	Money
2004	71	70	72	72	285	T32	\$33,133.33
2005	74	78			152	CUT	
2006	71	73	73	72	289	T31	38,193.75
2007	67	72	73	78	290	T52	14,773.50
2008	68	67	72	71	278	3	435,200.00
2009	72	73			145	CUT	
2010	75	71			146	CUT	
2011	71	67	75	70	283	T33	30,170.84
2012	76	73			149	CUT	
2013	71	77			148	CUT	
2014	73	67	67	70	277	4	331,200.00
2015	72	68	69	69	278	T9	184,600.00
2016	75	73			148	CUT	
2017	75	70	77		222	T76	13,875.00
Total							\$1,081,146.42

Bolli, Justin (73.33)

Year	1st	2nd	3rd	4th	Total	Finish	Money
2008	73	71	73	71	288	T40	\$22,428.45
2013	77	75			152	CUT	
Total							\$22,428.45

Bowden, Craig (76.25)

Year	1st	2nd	3rd	4th	Total	Finish	Money
2004	76	75			151	CUT	
2010	76	78			154	CUT	
Total							

Bowditch, Steven (72.56)

Year	1st	2nd	3rd	4th	Total	Finish	Money
2011	71	68	72	71	282	T28	\$44,200.00
2013	69	76	73	75	293	T61	14,405.00
2015	73	71	72	69	285	T47	18,016.25
2016	71	76			147	CUT	
2017	77	77			154	CUT	
Total							\$76,621.25

Bozzelli, Dominic (73.67)

Year	1st	2nd	3rd	4th	Total	Finish	Money
2017	72	78			150	CUT	
2018	74	73			147	CUT	
2019	71	74			145	CUT	
Total							

Bradley, Keegan (71.18)

Year	1st	2nd	3rd	4th	Total	Finish	Money
2011	74	72			146	CUT	
2012	70	76			146	CUT	
2018	68	77	72		217	T76	\$14,168.00
2019	70	74			144	CUT	
2021	66	75	71	71	283	T18	96,390.00
2022	70	65	67	72	274	T2	681,000.00
Total							\$791,558.00

Bradley, Michael (75.00)

Year	1st	2nd	3rd	4th	Total	Finish	Money
2013	77	73			150	CUT	
Total							

Individual Player Results

Bramlett, Joseph (72.83)

Year	1st	2nd	3rd	4th	Total	Finish	Money
2011	75	71			146	CUT	
2021	70	75			145	CUT	
2022	70	76			146	CUT	
Total							

Branshaw, David (73.88)

Year	1st	2nd	3rd	4th	Total	Finish	Money
2004	76	77			153	CUT	
2006	77	68	70	73	288	T26	\$46,620.00
2007	75	75			150	CUT	
Total							\$46,620.00

Bray, Dustin (74.50)

Year	1st	2nd	3rd	4th	Total	Finish	Money
2014	72	77			149	CUT	
Total							

Brehaut, Jeff (72.88)

Year	1st	2nd	3rd	4th	Total	Finish	Money
2003	68	73	78	69	288	T34	\$28,280.00
2004	71	76			147	CUT	
2006	77	71			148	CUT	
Total							\$28,280.00

Brehm, Ryan (75.25)

Year	1st	2nd	3rd	4th	Total	Finish	Money
2017	76	75			151	CUT	
2021	76	74			150	CUT	
Total							

Brewbaker, Fielding (73.00)

Year	1st	2nd	3rd	4th	Total	Finish	Money
2014	72	74			146	CUT	
Total							

Bridgeman, Jacob (73.00)

Year	1st	2nd	3rd	4th	Total	Finish	Money
2022	76	70			146	CUT	
Total							

Briggs, Danny (74.00)

Year	1st	2nd	3rd	4th	Total	Finish	Money
2004	73	73			146	CUT	
2005	76	74			150	CUT	
Total							

Brigman, D.J. (74.50)

Year	1st	2nd	3rd	4th	Total	Finish	Money
2004	76	71			147	CUT	
2011	73	78			151	CUT	
Total							

Brooks, Mark (76.67)

Year	1st	2nd	3rd	4th	Total	Finish	Money
2003	74	73			147	CUT	
2005	83				83	W/D	
Total							

Brown, Scott (72.38)

Year	1st	2nd	3rd	4th	Total	Finish	Money
2012	75	70			145	CUT	
2013	74	71	75	69	289	T38	\$28,810.00
2014	71	73	70	71	285	T30	40,106.25
2015	71	68	69	71	279	T13	137,266.67
2016	72	76			148	CUT	
2017	73	76			149	CUT	
2018	75	73			148	CUT	
2019	72	75			147	CUT	
2021	71	76			147	CUT	
Total							\$206,182.92

Browne, Olin (73.75)

Year	1st	2nd	3rd	4th	Total	Finish	Money
2003	73	72	73	76	294	T65	\$11,536.00
2004	72	76			148	CUT	
2006	71	74	72	76	293	T52	14,773.50
2008	73	77			150	CUT	
Total							\$26,309.50

Bryan, Wesley (73.50)

Year	1st	2nd	3rd	4th	Total	Finish	Money
2017	73	77			150	CUT	
2022	66	78			144	CUT	
Total							

Bryant, Bart (73.83)

Year	1st	2nd	3rd	4th	Total	Finish	Money
2005	70	74	75	70	289	T28	\$40,800.00
2006	73	81			154	CUT	
Total							\$40,800.00

Buckley, Hayden (71.00)

Year	1st	2nd	3rd	4th	Total	Finish	Money
2022	69	73			142	CUT	
Total							

Burgoon, Bronson (73.83)

Year	1st	2nd	3rd	4th	Total	Finish	Money
2016	73	75			148	CUT	
2018	72	74			146	CUT	
2021	79	70			149	CUT	
Total							

Burns, Bob (73.75)

Year	1st	2nd	3rd	4th	Total	Finish	Money
2003	75	72			147	CUT	
2004	74	74			148	CUT	
Total							

Burns, Sam (72.60)

Year	1st	2nd	3rd	4th	Total	Finish	Money
2018	69	70	73	74	286	T55	\$17,479.00
2019	77				77	W/D	
Total							\$17,479.00

Byrd, Jonathan (72.68)

Year	1st	2nd	3rd	4th	Total	Finish	Money
2003	73	75			148	CUT	
2004	76	72			148	CUT	
2005	73	76			149	CUT	
2007	77	72			149	CUT	
2008	73	75			148	CUT	

Individual Player Results

2009	72	72	70	66	280	T5	\$212,875.00
2010	72	75			147	CUT	
2011	66	68	67	72	273	2	702,000.00
2012	69	69	72	69	279	T9	156,000.00
2013	72	73	77		222	T80	11,926.00
2014	68	71	70	73	282	T14	120,750.00
2015	72	76			148	CUT	
2016	81	76			157	CUT	
2018	71	76			147	CUT	
2019	78	79			157	CUT	
2022	72	74			146	CUT	
Total							\$1,203,551.00

Byrum, Tom (73.08)

Year	1st	2nd	3rd	4th	Total	Finish	Money
2003	76	73			149	CUT	
2004	74	69	71	68	282	T15	\$86,800.00
2005	74	73	76	70	293	T56	13,260.00
2006	74	79			153	CUT	
Total							\$100,060.00

Cabrera, Ángel (72.83)

Year	1st	2nd	3rd	4th	Total	Finish	Money
2008	71	74	73	82	300	72	\$12,544.00
2009	70	76			146	CUT	
2010	70	67	73	68	278	3	442,000.00
2012	71	73			144	CUT	
2013	73	69	75	80	297	71	13,266.00
2014	66	69	75	75	285	T30	40,106.25
2015	69	74	76		219	T79	12,851.00
2016	73	72	74	72	291	T53	16,589.25
2017	75	77			152	CUT	
Total							\$537,356.50

Cabrera Bello, Rafa (72.00)

Year	1st	2nd	3rd	4th	Total	Finish	Money
2017	69	71	73	72	285	T24	\$59,357.14
2021	74	73			147	CUT	
Total							\$59,357.14

Calcavecchia, Mark (73.79)

Year	1st	2nd	3rd	4th	Total	Finish	Money
2003	70	78			148	CUT	
2006	72	73	74	79	298	T67	\$12,726.00
2009	69	74	74	78	295	T70	12,870.00
2010	71	74	73	74	292	T57	14,365.00
Total							\$39,961.00

Campbell, Brian (73.00)

Year	1st	2nd	3rd	4th	Total	Finish	Money
2017	67	79			146	CUT	
Total							

Campbell, Chad (72.59)

Year	1st	2nd	3rd	4th	Total	Finish	Money
2003	71	72	69	74	286	T24	\$46,480.00
2004	70	74	66	73	283	T21	54,160.00
2005	71	77	72	70	290	T33	28,472.73
2006	75	72			147	CUT	
2007	75	75			150	CUT	
2009	72	70	73	76	291	T62	13,910.00
2010	72	70	74	71	287	T29	38,711.11
2011	71	71	80		222	T82	11,310.00
2012	72	71	72	69	284	T40	24,700.00
2013	75	74			149	CUT	

2015	71	69	68	81	289	T68	14,342.00
2016	74	77			151	CUT	
2017	74	73			147	CUT	
Total							\$232,085.84

Campbell, Michael (75.00)

Year	1st	2nd	3rd	4th	Total	Finish	Money
2003	76	74			150	CUT	
Total							

Camplin, Todd (79.00)

Year	1st	2nd	3rd	4th	Total	Finish	Money
2011	83	75			158	CUT	
Total							

Campos, Rafael (74.00)

Year	1st	2nd	3rd	4th	Total	Finish	Money
2021	69	79			148	CUT	
Total							

Cantlay, Patrick (72.50)

Year	1st	2nd	3rd	4th	Total	Finish	Money
2021	72	73			145	CUT	
Total							

Cappelen, Sebastian (75.00)

Year	1st	2nd	3rd	4th	Total	Finish	Money
2021	74	76			150	CUT	
Total							

Carballo, Miguel Angel (74.50)

Year	1st	2nd	3rd	4th	Total	Finish	Money
2012	74	76			150	CUT	
2017	75	70	74	78	297	73	\$14,550.00
Total							\$14,550.00

Caron, Jason (72.25)

Year	1st	2nd	3rd	4th	Total	Finish	Money
2003	72	72	74	71	289	T40	\$18,663.28
Total							\$18,663.28

Carter, Jim (72.25)

Year	1st	2nd	3rd	4th	Total	Finish	Money
2003	71	73	72	73	289	T40	\$18,663.27
Total							\$18,663.27

Carter, Tom (72.75)

Year	1st	2nd	3rd	4th	Total	Finish	Money
2004	73	70	73	75	291	T64	\$11,816.00
Total							\$11,816.00

Case, Ben (78.00)

Year	1st	2nd	3rd	4th	Total	Finish	Money
2003	85	71			156	CUT	
Total							

Casey, Paul (71.00)

Year	1st	2nd	3rd	4th	Total	Finish	Money
2008	73	76			149	CUT	
2011	78	68			146	CUT	
2016	70	71	72	77	290	T41	\$22,642.16
2017	70	75	70	68	283	T12	142,500.00
2018	69	68	69	71	277	T5	281,050.00
2019	69	71	66	69	275	T4	311,062.50
Total							\$757,254.66

Individual Player Results

Castro, Roberto (71.35)

Year	1st	2nd	3rd	4th	Total	Finish	Money
2012	68	72	72	71	283	T32	\$34,450.00
2013	71	73	74	76	294	T65	13,936.00
2014	71	70	69	70	280	T8	200,100.00
2016	71	66	71	71	279	2	788,400.00
2017	72	74			146	CUT	
2019	71	74			145	CUT	
Total							\$1,036,886.00

Cauley, Bud (71.83)

Year	1st	2nd	3rd	4th	Total	Finish	Money
2013	70	73	73	73	289	T38	\$28,810.00
2014	71	71	70	74	286	T38	28,980.00
2016	74	75			149	CUT	
2018	69	76	71	73	289	T67	15,708.00
2019	73	70	68	69	280	T24	67,347.50
Total							\$140,845.50

Cejka, Alex (72.37)

Year	1st	2nd	3rd	4th	Total	Finish	Money
2003	73	71	73	72	289	T40	\$18,663.28
2005	77	76			153	CUT	
2008	77	71			148	CUT	
2010	70	76			146	CUT	
2011	71	68	70	76	285	T48	16,157.14
2015	71	70	74	72	287	T58	15,407.00
2016	70	74	75	72	291	T53	16,589.25
2017	72				72	W/D	
2018	70	71	71	71	283	T27	52,360.00
Total							\$119,176.67

Chalmers, Greg (72.36)

Year	1st	2nd	3rd	4th	Total	Finish	Money
2003	71	71	71	69	282	T7	\$168,700.00
2006	81	70			151	CUT	
2009	73	72			145	CUT	
2010	70	71	74	75	290	T48	17,030.00
2011	74	72			146	CUT	
2014	75	71			146	CUT	
2017	74	76			150	CUT	
2018	71	70	70	71	282	T21	77,000.00
Total							\$262,730.00

Chamblee, Brandel (73.00)

Year	1st	2nd	3rd	4th	Total	Finish	Money
2003	72	74			146	CUT	
Total							

Champ, Cameron (72.50)

Year	1st	2nd	3rd	4th	Total	Finish	Money
2019	72	73			145	CUT	
Total							

Chappell, Kevin (71.92)

Year	1st	2nd	3rd	4th	Total	Finish	Money
2011	73	72			145	CUT	
2012	72	71	71	73	287	T53	\$15,047.50
2013	73	71	78		222	T80	11,926.00
2014	73	70	70	68	281	T11	158,700.00
2015	66	73	74	67	280	T16	113,600.00
2016	67	74	74	75	290	T41	22,642.17
2022	70	69	79	75	293	T62	19,800.00
Total							\$341,715.67

Chin, John (72.00)

Year	1st	2nd	3rd	4th	Total	Finish	Money
2019	75	69			144	CUT	
Total							

Choi, K.J. (72.33)

Year	1st	2nd	3rd	4th	Total	Finish	Money
2003	73	72	70	75	290	T51	\$13,104.00
2004	71	73	69	73	286	T35	25,293.33
2007	70	74	69	74	287	T24	46,620.00
2009	74	74			148	CUT	
2014	77	73			150	CUT	
2015	68	72	69	74	283	T28	43,310.00
2021	70	74	73	75	292	T70	16,524.00
Total							\$144,851.33

Chopra, Daniel (74.17)

Year	1st	2nd	3rd	4th	Total	Finish	Money
2004	73	68	71	74	286	T35	\$25,293.33
2005	75	78			153	CUT	
2006	72	74	75	77	298	T67	12,726.00
2010	76	77			153	CUT	
Total							\$38,019.33

Christian, Gary (72.00)

Year	1st	2nd	3rd	4th	Total	Finish	Money
2012	73	70	74	71	288	T57	\$14,235.00
Total							\$14,235.00

Cink, Stewart (71.17)

Year	1st	2nd	3rd	4th	Total	Finish	Money
2003	72	69	74	74	289	T40	\$18,663.27
2004	72	74			146	CUT	
2006	70	74	71	73	288	T26	46,620.00
2007	70	71	69	70	280	T5	239,400.00
2008	73	70	65	74	282	T8	179,200.00
2009	72	73			145	CUT	
2010	72	75			147	CUT	
2011	71	65	68	74	278	T9	150,428.57
2012	65	69	71	75	280	T15	100,750.00
2014	68	70	74	72	284	T23	58,157.14
2015	67	76	68	71	282	T20	71,621.25
2017	73	73			146	CUT	
2018	71	72	72	76	291	T72	15,015.00
2021	71	69	75	70	285	T37	36,045.00
2022	66	73	74	65	278	T9	218,250.00
Total							\$1,134,150.23

Clark II, Michael (78.50)

Year	1st	2nd	3rd	4th	Total	Finish	Money
2004	77	80			157	CUT	
Total							

Clark, Tim (73.31)

Year	1st	2nd	3rd	4th	Total	Finish	Money
2003	75	71			146	CUT	
2004	73	69	71	78	291	T64	\$11,816.00
2005	73	78			151	CUT	
2006	73	70	71	71	285	T14	100,800.00
2008	78	74			152	CUT	
2012	73	75			148	CUT	
Total							\$112,616.00

Individual Player Results

Clark, Wyndham (72.50)

Year	1st	2nd	3rd	4th	Total	Finish	Money
2019	74	75			149	CUT	
2021	71	72	73	70	286	T43	\$25,069.50
Total							\$25,069.50

Clarke, Darren (74.67)

Year	1st	2nd	3rd	4th	Total	Finish	Money
2007	76				76	W/D	
2014	76	72			148	CUT	
Total							

Claxton, Paul (74.00)

Year	1st	2nd	3rd	4th	Total	Finish	Money
2009	77	71			148	CUT	
Total							

Claxton, Will (71.88)

Year	1st	2nd	3rd	4th	Total	Finish	Money
2012	71	72	70	69	282	T26	\$47,125.00
2013	73	73	73	74	293	T61	14,405.00
Total							\$61,530.00

Coceres, José (76.75)

Year	1st	2nd	3rd	4th	Total	Finish	Money
2003	76	77			153	CUT	
2004	78	76			154	CUT	
Total							

Cochran, Russ (72.50)

Year	1st	2nd	3rd	4th	Total	Finish	Money
2004	73	72			145	CUT	
Total							

Coles, Gavin (73.50)

Year	1st	2nd	3rd	4th	Total	Finish	Money
2007	76	71	72	77	296	T77	\$11,655.00
2012	72	71	75	74	292	72	12,740.00
Total							\$24,395.00

Collins, Chad (72.35)

Year	1st	2nd	3rd	4th	Total	Finish	Money
2010	74	70	70	73	287	T29	\$38,711.11
2011	76	69			145	CUT	
2014	72	75			147	CUT	
2015	72	70	73	74	289	T68	14,342.00
2016	72	75			147	CUT	
2017	71	74	69	72	286	T31	44,475.00
2019	76	70			146	CUT	
Total							\$97,528.11

Colsaerts, Nicolas (73.50)

Year	1st	2nd	3rd	4th	Total	Finish	Money
2013	70	77			147	CUT	
2014	75	72			147	CUT	
Total							

Compton, Erik (74.00)

Year	1st	2nd	3rd	4th	Total	Finish	Money
2012	75	75			150	CUT	
2013	76	76			152	CUT	
2015	72	73			145	CUT	
2016	70	74	73	76	293	T65	\$15,111.00
Total							\$15,111.00

Connell, Michael (73.17)

Year	1st	2nd	3rd	4th	Total	Finish	Money
2010	76	69	76	73	294	T69	\$12,870.00
2011	72	73			145	CUT	
Total							\$12,870.00

Connors, Corey (71.21)

Year	1st	2nd	3rd	4th	Total	Finish	Money
2015	72	74			146	CUT	
2018	75	69	69	72	285	T42	\$22,389.23
2021	69	72	73	72	286	T43	25,069.50
2022	69	71	70	70	280	T21	98,100.00
Total							\$145,558.73

Constable, Donald (74.00)

Year	1st	2nd	3rd	4th	Total	Finish	Money
2013	73	75			148	CUT	
Total							

Cook, Austin (72.00)

Year	1st	2nd	3rd	4th	Total	Finish	Money
2018	71	72	69	72	284	T34	\$37,248.75
2021	78	73			151	CUT	
2022	67	74			141	CUT	
Total							\$37,248.75

Cook, John (73.25)

Year	1st	2nd	3rd	4th	Total	Finish	Money
2004	74	70	67	75	286	T35	\$25,293.33
2005	76	73			149	CUT	
2007	73	78			151	CUT	
Total							\$25,293.33

Couch, Chris (73.75)

Year	1st	2nd	3rd	4th	Total	Finish	Money
2006	73	78			151	CUT	
2012	73	71			144	CUT	
Total							

Couples, Fred (71.70)

Year	1st	2nd	3rd	4th	Total	Finish	Money
2003	66	72	74	76	288	T34	\$28,280.00
2008	72	69	69	72	282	T8	179,200.00
2010	76	71			147	CUT	
Total							\$207,480.00

Cover, Patrick (75.00)

Year	1st	2nd	3rd	4th	Total	Finish	Money
2021	75	75			150	CUT	
Total							

Cox, Kris (73.50)

Year	1st	2nd	3rd	4th	Total	Finish	Money
2006	76	71			147	CUT	
Total							

Crain, Andy (77.50)

Year	1st	2nd	3rd	4th	Total	Finish	Money
2004	83	72			155	CUT	
Total							

Individual Player Results

Crane, Ben (72.82)

Year	1st	2nd	3rd	4th	Total	Finish	Money
2003	71	73	74	74	292	T60	\$12,264.00
2004	75	70			145	CUT	
2006	71	74	74	78	297	T65	13,167.00
2009	70	75			145	CUT	
2012	70	64	73	74	281	T21	67,600.00
2014	75	73			148	CUT	
2016	71	78			149	CUT	
2019	72	73			145	CUT	
Total							\$93,031.00

Creel, Joshua (73.00)

Year	1st	2nd	3rd	4th	Total	Finish	Money
2022	73	73			146	CUT	
Total							

Curran, Jon (73.33)

Year	1st	2nd	3rd	4th	Total	Finish	Money
2015	73	71	76		220	81	\$12,638.00
Total							\$12,638.00

Curtis, Ben (71.94)

Year	1st	2nd	3rd	4th	Total	Finish	Money
2004	71	71	74	70	286	T35	\$25,293.34
2005	71	72	75	75	293	T56	13,260.00
2006	78	69			147	CUT	
2007	70	75	74	70	289	T43	18,774.00
2008	69	71	72	65	277	2	691,200.00
2009	74	70	71	70	285	T32	35,966.67
2010	71	77			148	CUT	
2011	75	70			145	CUT	
2012	69	70	71	67	277	T5	237,250.00
2013	74	76			150	CUT	
2014	79	70			149	CUT	
Total							\$1,021,744.01

Díaz, Roberto (73.17)

Year	1st	2nd	3rd	4th	Total	Finish	Money
2018	75	78			153	CUT	
2019	70	72	71	73	286	T54	\$17,933.00
Total							\$17,933.00

Dahmen, Joel (71.00)

Year	1st	2nd	3rd	4th	Total	Finish	Money
2017	80	74			154	CUT	
2018	70	71	70	70	281	T16	\$115,500.00
2019	66	66	70	70	272	2	853,200.00
2021	68	72	71	72	283	T18	96,390.00
2022	64	75	76	73	288	T51	21,762.00
Total							\$1,086,852.00

Daly, John (76.40)

Year	1st	2nd	3rd	4th	Total	Finish	Money
2003	74	73			147	CUT	
2006	74				74	W/D	
2007	74	87			161	CUT	
Total							

Damron, Robert (73.50)

Year	1st	2nd	3rd	4th	Total	Finish	Money
2003	73	73			146	CUT	
2004	72	71	73	76	292	T66	\$11,536.00
2005	72	74	73	75	294	T64	12,540.00
2006	77	73			150	CUT	
Total							\$24,076.00

Davis, Brian (72.06)

Year	1st	2nd	3rd	4th	Total	Finish	Money
2005	77	74			151	CUT	
2006	76				76	W/D	
2007	72	75	72	75	294	T69	\$12,411.00
2008	74	70	71	71	286	T25	45,795.55
2009	72	71	72	71	286	T38	27,300.00
2010	76	71			147	CUT	
2011	70	67	69	73	279	T16	97,500.00
2012	66	74	69	70	279	T9	156,000.00
2013	72	74	69	72	287	T27	47,570.00
2014	74	71	75	71	291	T60	14,904.00
2015	74	72			146	CUT	
Total							\$401,480.55

Davis, Cam (71.50)

Year	1st	2nd	3rd	4th	Total	Finish	Money
2019	75	71			146	CUT	
2021	70	71	69	74	284	T26	\$53,275.91
2022	67	75			142	CUT	
Total							\$53,275.91

Dawson, Marco (73.83)

Year	1st	2nd	3rd	4th	Total	Finish	Money
2003	76	74			150	CUT	
2005	73	73	72	73	291	T44	\$18,140.00
2006	72	73	72	79	296	T63	13,419.00
2012	77	72			149	CUT	
Total							\$31,559.00

Day, Glen (73.75)

Year	1st	2nd	3rd	4th	Total	Finish	Money
2003	71	74	73	72	290	T51	\$13,104.00
2004	76	73			149	CUT	
2005	74	75			149	CUT	
2007	76	73			149	CUT	
2009	76	72			148	CUT	
Total							\$13,104.00

Day, Jason (70.05)

Year	1st	2nd	3rd	4th	Total	Finish	Money
2010	73	71	69	73	286	T22	\$58,592.85
2012	70	70	69	70	279	T9	156,000.00
2018	69	67	67	69	272	1	1,386,000.00
2019	68	69	74	69	280	T24	67,347.50
2021	72	73			145	CUT	
2022	63	67	79	70	279	T15	141,750.00
Total							\$1,809,690.35

Day, Kelvin (74.50)

Year	1st	2nd	3rd	4th	Total	Finish	Money
2015	73	76			149	CUT	
Total							

Individual Player Results

de Jonge, Brendon (71.84)

Year	1st	2nd	3rd	4th	Total	Finish	Money
2007	71	79			150	CUT	
2009	72	69	67	79	287	T44	\$21,450.00
2010	70	73	70	66	279	4	312,000.00
2011	75	68	71	71	285	T48	16,157.14
2012	67	73	72	72	284	T40	24,700.00
2013	74	71	72	73	290	T43	20,904.00
2014	80	62	68	69	279	T6	239,775.00
2015	73	74			147	CUT	
2016	74	74			148	CUT	
2017	73	77			150	CUT	
Total							\$634,986.14

DeChambeau, Bryson (70.92)

Year	1st	2nd	3rd	4th	Total	Finish	Money
2016	75	72			147	CUT	
2017	76	72			148	CUT	
2018	75	65	66	70	276	4	\$369,600.00
2021	70	74	68	68	280	T9	228,825.00
Total							\$598,425.00

DeLaet, Graham (74.00)

Year	1st	2nd	3rd	4th	Total	Finish	Money
2016	71	71	76	78	296	T77	\$13,505.00
Total							\$13,505.00

Delsing, Jay (72.50)

Year	1st	2nd	3rd	4th	Total	Finish	Money
2004	67	78			145	CUT	
Total							

Demsey, Todd (73.50)

Year	1st	2nd	3rd	4th	Total	Finish	Money
2007	72	75	72	75	294	T69	\$12,411.00
Total							\$12,411.00

Dickerson, Bubba (75.50)

Year	1st	2nd	3rd	4th	Total	Finish	Money
2006	77	74			151	CUT	
Total							

DiMarco, Chris (72.46)

Year	1st	2nd	3rd	4th	Total	Finish	Money
2003	70	72	70	72	284	T18	\$78,400.00
2004	69	70	76	73	288	T50	13,402.67
2005	74	67	73	66	280	4	288,000.00
2006	71	79			150	CUT	
2007	74	71	73	76	294	T69	12,411.00
2008	73	74			147	CUT	
2009	74	73			147	CUT	
2011	80	70			150	CUT	
2012	69	75			144	CUT	
Total							\$392,213.67

Dinwiddie, Robert (76.00)

Year	1st	2nd	3rd	4th	Total	Finish	Money
2007	78	74			152	CUT	
Total							

Dobyns, Matt (72.75)

Year	1st	2nd	3rd	4th	Total	Finish	Money
2016	72	71	73	75	291	T53	\$16,589.25
Total							\$16,589.25

Donaldson, Jamie (74.50)

Year	1st	2nd	3rd	4th	Total	Finish	Money
2014	75	74			149	CUT	
2016	74	75			149	CUT	
Total							

Donald, Luke (72.24)

Year	1st	2nd	3rd	4th	Total	Finish	Money
2003	73	75			148	CUT	
2004	67	73	73	69	282	T15	\$86,800.00
2006	71				71	W/D	
2007	73	75			148	CUT	
2008	77	70			147	CUT	
2016	76	69	77	73	295	T71	14,089.00
2021	72	73			145	CUT	
2022	71	68	75	67	281	T25	69,150.00
Total							\$170,039.00

Drewitt, Brett (71.67)

Year	1st	2nd	3rd	4th	Total	Finish	Money
2017	73	72	71	70	286	T31	\$44,475.00
2022	72	72			144	CUT	
Total							\$44,475.00

Driscoll, James (72.50)

Year	1st	2nd	3rd	4th	Total	Finish	Money
2005	77	75			152	CUT	
2006	78	74			152	CUT	
2008	70	72	74	70	286	T25	\$45,795.56
2010	73	76			149	CUT	
2011	74	69	71	72	286	T55	14,755.00
2012	71	70	69	69	279	T9	156,000.00
2013	70	72	73	74	289	T38	28,810.00
2014	75	72			147	CUT	
Total							\$245,360.56

Dufner, Jason (71.83)

Year	1st	2nd	3rd	4th	Total	Finish	Money
2004	73	72			145	CUT	
2007	75	78			153	CUT	
2009	67	71	71	71	280	T5	\$212,875.00
2010	80	75			155	CUT	
2018	68	72	73	72	285	T42	22,389.23
2019	68	63	71	73	275	T4	311,062.50
2021	71	71	67	77	286	T43	25,069.50
2022	70	75			145	CUT	
Total							\$571,396.23

Duke, Ken (72.33)

Year	1st	2nd	3rd	4th	Total	Finish	Money
2004	71	77			148	CUT	
2006	72	71	70	72	285	T14	\$100,800.00
2007	70	70	68	73	281	T7	196,350.00
2008	73	72	71	71	287	T34	32,320.00
2009	70	72	73	71	286	T38	27,300.00
2012	72	71	72	68	283	T32	34,450.00
2013	74	76			150	CUT	
2015	74	78			152	CUT	
2017	68	76	76	78	298	T4	14,400.00
Total							\$405,620.00

Individual Player Results

Duncan, Tyler (74.00)

Year	1st	2nd	3rd	4th	Total	Finish	Money
2018	73	72	75		220	T84	\$13,013.00
2019	71	74			145	CUT	
2021	72	82			154	CUT	
2022	72	75			147	CUT	
Total							\$13,013.00

Durant, Joe (73.39)

Year	1st	2nd	3rd	4th	Total	Finish	Money
2003	70	73	71	69	283	T11	\$111,200.00
2004	72	74			146	CUT	
2005	75	77			152	CUT	
2006	74	71	73	73	291	T38	24,570.00
2007	73	76			149	CUT	
2008	76	79			155	CUT	
2011	72	73			145	CUT	
Total							\$135,770.00

Duval, David (74.06)

Year	1st	2nd	3rd	4th	Total	Finish	Money
2003	79	73			152	CUT	
2006	73	70	72	72	287	T22	\$63,000.00
2008	79	73			152	CUT	
2009	76	73			149	CUT	
2010	71	76			147	CUT	
2011	75	73			148	CUT	
2012	76	74			150	CUT	
Total							\$63,000.00

Echavarría, Andrés (73.00)

Year	1st	2nd	3rd	4th	Total	Finish	Money
2015	77	69			146	CUT	
Total							

Edwards, Joel (74.50)

Year	1st	2nd	3rd	4th	Total	Finish	Money
2003	71	78			149	CUT	
Total							

Elkington, Steve (74.00)

Year	1st	2nd	3rd	4th	Total	Finish	Money
2009	73	75			148	CUT	
Total							

Ellis, Danny (73.00)

Year	1st	2nd	3rd	4th	Total	Finish	Money
2004	73	73			146	CUT	
Total							

Els, Ernie (72.71)

Year	1st	2nd	3rd	4th	Total	Finish	Money
2006	71	71	75	74	291	T38	\$24,570.00
2007	71	74	73	70	288	T34	29,820.00
2014	76	67	67	77	287	T44	20,861.00
2016	74	69	78	73	294	T69	14,673.00
2017	76				76	W/D	
2018	71	75			146	CUT	
2019	74	71			145	CUT	
Total							\$89,924.00

Engler, Jr., John (76.00)

Year	1st	2nd	3rd	4th	Total	Finish	Money
2006	77	75			152	CUT	
Total							

English, Harris (72.44)

Year	1st	2nd	3rd	4th	Total	Finish	Money
2012	70	72	77	75	294	74	\$12,480.00
2016	71	71	74	70	286	T17	95,525.72
2017	75	77			152	CUT	
2019	71	71	72	72	286	T54	17,933.00
2021	72	69	71	74	286	T43	25,069.50
Total							\$151,008.22

Ernst, Derek (72.17)

Year	1st	2nd	3rd	4th	Total	Finish	Money
2013	67	71	72	70	280	1	\$1,206,000.00
2014	73	68	70	74	285	T30	40,106.25
2015	77	69			146	CUT	
2016	71	73	75	71	290	T41	22,642.17
2017	73	79			152	CUT	
2018	74	72			146	CUT	
Total							\$1,268,748.42

Estes, Bob (73.78)

Year	1st	2nd	3rd	4th	Total	Finish	Money
2006	73	72	73	73	291	T38	\$24,570.00
2008	71	79			150	CUT	
2017	73	73			146	CUT	
2018	77				77	W/D	
Total							\$24,570.00

Etulain, Julián (72.13)

Year	1st	2nd	3rd	4th	Total	Finish	Money
2017	72	71	73	71	287	T36	\$34,562.50
2019	73	70	70	77	290	68	16,116.00
Total							\$50,678.50

Everett, Broc (73.50)

Year	1st	2nd	3rd	4th	Total	Finish	Money
2019	78	69			147	CUT	
Total							

Every, Matt (75.83)

Year	1st	2nd	3rd	4th	Total	Finish	Money
2016	76	77			153	CUT	
2018	79	72			151	CUT	
2019	75	76			151	CUT	
Total							

Fathauer, Derek (76.50)

Year	1st	2nd	3rd	4th	Total	Finish	Money
2009	74	78			152	CUT	
2015	73	73			146	CUT	
2016	78	78			156	CUT	
2017	76	75			151	CUT	
2018	83	80			163	CUT	
2019	78	72			150	CUT	
Total							

Individual Player Results

Faxon, Brad (73.14)

Year	1st	2nd	3rd	4th	Total	Finish	Money
2003	73	68	74	73	288	T34	\$28,280.00
2004	73	71	72	73	289	T56	12,544.00
2005	72	76	73	70	291	T44	18,140.00
2006	72	73	76	71	292	T47	16,657.20
2007	76	77			153	CUT	
2009	74	69	80	71	294	T68	13,195.00
2010	68	75	73	74	290	T48	17,030.00
2011	77	74			151	CUT	
Total							\$105,846.20

Fernandez-Castaño, Gonzalo (73.38)

Year	1st	2nd	3rd	4th	Total	Finish	Money
2014	74	76			150	CUT	
2015	71	78			149	CUT	
2017	75	70	68	75	288	T42	\$24,792.85
Total							\$24,792.85

Ferrie, Kenneth (74.33)

Year	1st	2nd	3rd	4th	Total	Finish	Money
2008	72	72	79		223	T84	\$10,880.00
Total							\$10,880.00

Fields, Jack (74.00)

Year	1st	2nd	3rd	4th	Total	Finish	Money
2013	73	75			148	CUT	
Total							

Finau, Tony (71.27)

Year	1st	2nd	3rd	4th	Total	Finish	Money
2015	73	67	70	70	280	T16	\$113,600.00
2016	74	69	74	71	288	T28	47,502.14
2018	69	76	71	66	282	T21	77,000.00
2019	72	69	72	74	287	T60	17,064.00
2021	73	73			146	CUT	
2022	69	69	74	73	285	T41	33,750.00
Total							\$288,916.14

Fischer, Todd (76.14)

Year	1st	2nd	3rd	4th	Total	Finish	Money
2003	79	76			155	CUT	
2004	74	73			147	CUT	
2005	78	76			154	CUT	
2006	77				77	W/D	
Total							

Fisher, Ross (71.56)

Year	1st	2nd	3rd	4th	Total	Finish	Money
2009	73	67	69	75	284	T29	\$44,200.00
2010	72	73	69	75	289	T43	21,450.00
2013	70	71	73	70	284	T10	148,516.67
2018	69	73	71	75	288	T63	16,247.00
Total							\$230,413.67

Fitzpatrick, Matt (68.50)

Year	1st	2nd	3rd	4th	Total	Finish	Money
2022	68	68	71	67	274	T2	\$681,000.00
Total							\$681,000.00

Flanagan, Nick (74.83)

Year	1st	2nd	3rd	4th	Total	Finish	Money
2008	69	75	74	78	296	T70	\$12,736.00
2012	73	80			153	CUT	
Total							\$12,736.00

Fleetwood, Tommy (71.67)

Year	1st	2nd	3rd	4th	Total	Finish	Money
2018	74	74			148	CUT	
2021	67	75	70	70	282	T14	\$143,775.00
Total							\$143,775.00

Flesch, Steve (72.47)

Year	1st	2nd	3rd	4th	Total	Finish	Money
2003	71	76			147	CUT	
2004	72	72	66	69	279	T5	\$196,700.00
2005	76	72	72	70	290	T33	28,472.73
2006	74	71	74	76	295	T59	13,797.00
2007	70	74	71	78	293	T67	12,915.00
2008	73	68	71	73	285	T22	66,560.00
2009	69	74	78	74	295	T70	12,870.00
2011	73	72			145	CUT	
2012	75	70			145	CUT	
Total							\$331,314.73

Flores, Martin (71.68)

Year	1st	2nd	3rd	4th	Total	Finish	Money
2010	76	76			152	CUT	
2012	68	70	71	72	281	T21	\$67,600.00
2013	73	71	72	73	289	T38	28,810.00
2014	67	68	69	72	276	3	469,200.00
2015	69	67	76	73	285	T47	18,016.25
2017	74	71	77		222	T76	13,875.00
2018	72	73	71	71	287	T59	16,863.00
Total							\$614,364.25

Foley, Kevin (75.00)

Year	1st	2nd	3rd	4th	Total	Finish	Money
2014	73	77			150	CUT	
Total							

Forsman, Dan (75.00)

Year	1st	2nd	3rd	4th	Total	Finish	Money
2004	74	76			150	CUT	
Total							

Fowler, Rickie (70.43)

Year	1st	2nd	3rd	4th	Total	Finish	Money
2010	73	70	71	67	281	6	\$234,000.00
2011	68	72	68	71	279	T16	97,500.00
2012	66	72	67	69	274	1	1,170,000.00
2013	72	72	77		221	T73	12,596.00
2014	74	71	74	67	286	T38	28,980.00
2016	71	68	68	74	281	T4	287,437.50
2018	72	69	68	73	282	T21	77,000.00
2019	71	70	66	68	275	T4	311,062.50
2021	70	77			147	CUT	
2022	66	72	74	68	280	T21	98,100.00
Total							\$2,316,676.00

Franco, Carlos (71.50)

Year	1st	2nd	3rd	4th	Total	Finish	Money
2003	73	69	74	73	289	T40	\$18,663.27
2004	68	71	69	70	278	T3	324,800.00
2005	72	74	70	66	282	T5	228,000.00
2006	76	71			147	CUT	
2008	72	70	75	74	291	T55	14,336.00
2010	72	71	71	72	286	T22	58,592.86
Total							\$644,392.13

Individual Player Results

Fraustro, Oscar (75.50)

Year	1st	2nd	3rd	4th	Total	Finish	Money
2015	71	80			151	CUT	
Total							

Frazar, Harrison (73.75)

Year	1st	2nd	3rd	4th	Total	Finish	Money
2004	72	75			147	CUT	
2009	74	72			146	CUT	
2010	70	78			148	CUT	
2014	72	77			149	CUT	
Total							

Freeman, Robin (76.50)

Year	1st	2nd	3rd	4th	Total	Finish	Money
2005	79	74			153	CUT	
Total							

Fritsch, Brad (74.44)

Year	1st	2nd	3rd	4th	Total	Finish	Money
2013	71	72	77	75	295	T68	\$13,534.00
2014	79				79	W/D	
2017	73	71	74	78	296	T71	14,775.00
Total							\$28,309.00

Frittelli, Dylan (71.30)

Year	1st	2nd	3rd	4th	Total	Finish	Money
2018	77	70			147	CUT	
2019	67	74	70	69	280	T24	\$67,347.50
2022	71	69	74	72	286	T46	26,670.00
Total							\$94,017.50

Frost, Charles (77.00)

Year	1st	2nd	3rd	4th	Total	Finish	Money
2013	74	75			149	CUT	
2018	82	77			159	CUT	
Total							

Frost, David (72.00)

Year	1st	2nd	3rd	4th	Total	Finish	Money
2003	71	73	70	71	285	T21	\$62,720.00
2004	73	74			147	CUT	
Total							\$62,720.00

Funk, Fred (72.18)

Year	1st	2nd	3rd	4th	Total	Finish	Money
2003	71	70	70	72	283	T11	\$111,200.00
2004	74	72			146	CUT	
2005	70	75	70	72	287	T16	87,000.00
2006	78				78	W/D	
Total							\$198,200.00

Furyk, Jim (70.81)

Year	1st	2nd	3rd	4th	Total	Finish	Money
2003	72	76			148	CUT	
2005	69	72	69	66	276	T2	\$528,000.00
2006	68	69	68	71	276	1	1,134,000.00
2007	71	79			150	CUT	
2008	71	67	71	72	281	7	214,400.00
2009	71	66	73	71	281	T11	129,071.43
2010	75	65	71	71	282	T7	175,964.28
2011	72	72	69	68	281	T24	55,412.50
2012	71	71	71	69	282	T26	47,125.00
2014	72	69	69	65	275	2	745,200.00

2015	72	76			148	CUT	
2016	73	75			148	CUT	
2017	74	72			146	CUT	
Total							\$3,029,173.21

Gainey, Tommy (73.56)

Year	1st	2nd	3rd	4th	Total	Finish	Money
2007	74	81			155	CUT	
2008	77	75			152	CUT	
2011	74	73			147	CUT	
2012	68	72	69	75	284	T40	\$24,700.00
2013	74	72	73	72	291	T50	15,828.75
2014	76	76			152	CUT	
2022	71	72			143	CUT	
Total							\$40,528.75

Gamez, Robert (73.33)

Year	1st	2nd	3rd	4th	Total	Finish	Money
2003	72	67	71	70	280	T2	\$418,133.33
2004	74	72			146	CUT	
2005	75	71	74	79	299	T75	11,280.00
2006	74	78			152	CUT	
2007	75	71	73	75	294	T69	12,411.00
2008	72	77			149	CUT	
Total							\$441,824.33

Gangluff, Stephen (73.00)

Year	1st	2nd	3rd	4th	Total	Finish	Money
2012	74	72			146	CUT	
Total							

Garber, Joey (72.50)

Year	1st	2nd	3rd	4th	Total	Finish	Money
2019	71	74			145	CUT	
Total							

Garcia, Sergio (71.03)

Year	1st	2nd	3rd	4th	Total	Finish	Money
2004	73	71	76	70	290	T61	\$12,096.00
2005	66	71	67	72	276	T2	528,000.00
2006	74	69	73	75	291	T38	24,570.00
2007	71	71	70	72	284	T14	116,550.00
2008	71	72	74	70	287	T34	32,320.00
2009	71	78			149	CUT	
2011	69	69	74	70	282	T28	44,200.00
2013	72	68	72	73	285	T16	97,150.00
2019	69	73	65	68	275	T4	311,062.50
2022	67	71	74	68	280	T21	98,100.00
Total							\$1,264,048.50

Gardiner, Scott (72.00)

Year	1st	2nd	3rd	4th	Total	Finish	Money
2013	70	67	76	73	286	T22	\$64,320.00
2014	74	72			146	CUT	
Total							\$64,320.00

Garnett, Brice (73.63)

Year	1st	2nd	3rd	4th	Total	Finish	Money
2014	71	79			150	CUT	
2015	75	70			145	CUT	
2018	71	72	73	88	304	75	\$14,630.00
2019	70	71	70	76	287	T60	17,064.00
2021	76	70			146	CUT	
2022	71	75			146	CUT	
Total							\$31,694.00

Individual Player Results

Garrigus, Robert (72.12)

Year	1st	2nd	3rd	4th	Total	Finish	Money
2006	70	74	71	80	295	T59	\$13,797.00
2007	72	73	67	73	285	T16	91,350.00
2008	74	68	72	74	288	T40	22,428.44
2009	74	80			154	CUT	
2011	72	67	70	69	278	T9	150,428.57
2012	69	72	68	71	280	T15	100,750.00
2013	67	72	75	73	287	T27	47,570.00
2015	77	73			150	CUT	
2016	71	72	74	71	288	T28	47,502.15
2022	69	78			147	CUT	
Total							\$473,826.16

Gates, Bobby (71.88)

Year	1st	2nd	3rd	4th	Total	Finish	Money
2011	69	70	69	69	277	T6	\$217,750.00
2012	73	78			151	CUT	
2013	71	76			147	CUT	
Total							\$217,750.00

Gay, Brian (73.15)

Year	1st	2nd	3rd	4th	Total	Finish	Money
2003	74	74			148	CUT	
2004	75	73			148	CUT	
2005	74	71	75	71	291	T44	\$18,140.00
2006	71	77			148	CUT	
2010	73	71	76	72	292	T57	14,365.00
2014	74	72			146	CUT	
2017	70	72	71	77	290	T52	17,314.28
Total							\$49,819.28

Geiberger, Brent (72.11)

Year	1st	2nd	3rd	4th	Total	Finish	Money
2003	71	69	71	69	280	T2	\$418,133.33
2004	70	74	74	72	290	T61	12,096.00
2006	79				79	W/D	
Total							\$430,229.33

George, Larry (80.50)

Year	1st	2nd	3rd	4th	Total	Finish	Money
2006	85	76			161	CUT	
Total							

Ghim, Doug (71.00)

Year	1st	2nd	3rd	4th	Total	Finish	Money
2022	71	71			142	CUT	
Total							

Gillis, Tom (72.71)

Year	1st	2nd	3rd	4th	Total	Finish	Money
2005	73	76			149	CUT	
2010	71	69	74	71	285	T17	\$91,000.00
2012	73	68	69	77	287	T53	15,047.50
2013	76	73			149	CUT	
2015	76	72			148	CUT	
Total							\$106,047.50

Gleaton, Todd (81.50)

Year	1st	2nd	3rd	4th	Total	Finish	Money
2004	82	81			163	CUT	
Total							

Glilig, Michael (71.63)

Year	1st	2nd	3rd	4th	Total	Finish	Money
2021	77	67	73	72	289	T58	\$18,063.00
2022	71	69	71	73	284	T37	41,850.00
Total							\$59,913.00

Glover, Lucas (71.62)

Year	1st	2nd	3rd	4th	Total	Finish	Money
2004	74	70	68	69	281	T10	\$128,800.00
2005	76	78			154	CUT	
2006	69	73	67	72	281	T4	277,200.00
2007	75	72	68	73	288	T34	29,820.00
2008	73	70	72	80	295	69	12,928.00
2009	68	71	68	71	278	T2	572,000.00
2010	71	71	74	70	286	T22	58,592.86
2011	67	68	69	69	273	1	1,170,000.00
2012	72	76			148	CUT	
2013	68	71	73	75	287	T27	47,570.00
2014	75	74			149	CUT	
2015	71	72	68	72	283	T28	43,310.00
2016	71	70	70	71	282	8	226,300.00
2017	71	73	76	70	290	T52	17,314.29
2018	74	74			148	CUT	
2019	70	69	72	71	282	T31	44,804.29
2021	74	71			145	CUT	
2022	74	73			147	CUT	
Total							\$2,628,639.44

Gogel, Matt (72.75)

Year	1st	2nd	3rd	4th	Total	Finish	Money
2003	72	75			147	CUT	
2004	69	72	70	71	282	T15	\$86,800.00
2005	76	77			153	CUT	
Total							\$86,800.00

Goggin, Mathew (72.44)

Year	1st	2nd	3rd	4th	Total	Finish	Money
2003	75	67	71	75	288	T34	\$28,280.00
2006	79				79	W/D	
2007	70	73	72	73	288	T34	29,820.00
2008	71	72	73	68	284	T17	89,600.00
2009	71	71	74	71	287	T44	21,450.00
2010	73	75			148	CUT	
2011	70	74	72	69	285	T48	16,157.15
2012	75	69			144	CUT	
2019	76	77			153	CUT	
Total							\$185,307.15

Gonzales, Andres (73.20)

Year	1st	2nd	3rd	4th	Total	Finish	Money
2013	77	71			148	CUT	
2015	72	71	73	71	287	T58	\$15,407.00
2016	74	74			148	CUT	
2017	71	78			149	CUT	
Total							\$15,407.00

Gooch, Talor (70.50)

Year	1st	2nd	3rd	4th	Total	Finish	Money
2018	71	72	66	71	280	T13	\$148,866.67
2021	70	71	71	72	284	T26	53,275.91
Total							\$202,142.58

Individual Player Results

Goosen, Retief (71.63)

Year	1st	2nd	3rd	4th	Total	Finish	Money
2006	70	71	65	77	283	T10	\$163,800.00
2007	72	74	72	71	289	T43	18,774.00
2009	68	68	72	73	281	T11	129,071.43
2012	72	75			147	CUT	
2014	70	70	74	74	288	T50	16,642.80
2015	72	70	67	75	284	T38	27,690.00
2016	69	72	71	73	285	T14	131,400.00
2017	70	72	73	74	289	T49	18,950.00
2018	77	69			146	CUT	
Total							\$506,328.23

Gordon, Will (73.50)

Year	1st	2nd	3rd	4th	Total	Finish	Money
2021	74	73			147	CUT	
Total							

Gore, Jason (73.09)

Year	1st	2nd	3rd	4th	Total	Finish	Money
2003	73	67	80	74	294	T65	\$11,536.00
2006	74	70	70	74	288	T26	46,620.00
2007	74	74			148	CUT	
2009	75	78			153	CUT	
2014	74	75			149	CUT	
2015	70	71	72	73	286	T55	16,188.00
2016	72	70	83	65	290	T41	22,642.17
Total							\$96,986.17

Gossett, David (73.00)

Year	1st	2nd	3rd	4th	Total	Finish	Money
2003	72	70	70	74	286	T24	\$46,480.00
2004	78	74			152	CUT	
Total							\$46,480.00

Gove, Jeff (73.38)

Year	1st	2nd	3rd	4th	Total	Finish	Money
2006	77	70			147	CUT	
2007	74	69	72	77	292	T61	\$13,419.00
2013	72	76			148	CUT	
Total							\$13,419.00

Goydos, Paul (73.09)

Year	1st	2nd	3rd	4th	Total	Finish	Money
2003	68	72	74	74	288	T34	\$28,280.00
2005	75	78			153	CUT	
2006	77	71			148	CUT	
2008	71	69	75	71	286	T25	45,795.55
2009	73	72			145	CUT	
2010	68	70	73	77	288	T38	27,950.00
2011	70	76			146	CUT	
2014	78	76			154	CUT	
Total							\$102,025.55

Grace, Branden (73.00)

Year	1st	2nd	3rd	4th	Total	Finish	Money
2022	74	72			146	CUT	
Total							

Green, Hunter (75.00)

Year	1st	2nd	3rd	4th	Total	Finish	Money
2014	76	74			150	CUT	
Total							

Green, Ken (75.00)

Year	1st	2nd	3rd	4th	Total	Finish	Money
2003	75				75	W/D	
Total							

Green, Nathan (73.53)

Year	1st	2nd	3rd	4th	Total	Finish	Money
2006	77	71			148	CUT	
2007	70	76	71	71	288	T34	\$29,820.00
2008	73	72	70	77	292	T62	13,568.00
2009	70	82			152	CUT	
2010	77	74			151	CUT	
2011	73	71	78		222	T82	11,310.00
2012	73	71			144	CUT	
Total							\$54,698.00

Gribble, Cody (70.50)

Year	1st	2nd	3rd	4th	Total	Finish	Money
2019	71	72	68	71	282	T31	\$44,804.28
Total							\$44,804.28

Griffin, J.T. (76.50)

Year	1st	2nd	3rd	4th	Total	Finish	Money
2018	79	74			153	CUT	
Total							

Griffin, Lanto (71.33)

Year	1st	2nd	3rd	4th	Total	Finish	Money
2011	75	74			149	CUT	
2018	75	71			146	CUT	
2021	75	68	69	72	284	T26	\$53,275.91
2022	70	69	71	67	277	T6	303,750.00
Total							\$357,025.91

Grillo, Emiliano (71.31)

Year	1st	2nd	3rd	4th	Total	Finish	Money
2016	74	71	71	76	292	T61	\$15,695.00
2017	72	70	73	73	288	T42	24,792.86
2018	68	71	71	69	279	T9	200,200.00
2021	74	66	72	70	282	T14	143,775.00
Total							\$384,462.86

Gross, Larkin (78.50)

Year	1st	2nd	3rd	4th	Total	Finish	Money
2022	74	83			157	CUT	
Total							

Grönberg, Mathias (72.50)

Year	1st	2nd	3rd	4th	Total	Finish	Money
2004	69	71	71	69	280	9	\$162,400.00
2006	74	74			148	CUT	
2007	77	74			151	CUT	
2008	74	72			146	CUT	
Total							\$162,400.00

Guthrie, Luke (74.83)

Year	1st	2nd	3rd	4th	Total	Finish	Money
2013	74	69	75	84	302	72	\$13,132.00
2015	75	72			147	CUT	
Total							\$13,132.00

Individual Player Results

Gutschewski, Scott (72.11)

Year	1st	2nd	3rd	4th	Total	Finish	Money
2011	71	73	75		219	T77	\$12,025.00
2015	69	70	75	74	288	T66	14,697.00
2022	68	74			142	CUT	
Total							\$26,722.00

Gómez, Fabián (73.25)

Year	1st	2nd	3rd	4th	Total	Finish	Money
2011	70	75			145	CUT	
2013	73	76			149	CUT	
2015	77	74			151	CUT	
2016	75	69	69	70	283	T9	\$204,400.00
2017	71	73	77		221	75	14,250.00
2018	71	74	75		220	T84	13,013.00
2019	70	69	80	77	296	72	15,484.00
Total							\$247,147.00

Haas, Bill (72.33)

Year	1st	2nd	3rd	4th	Total	Finish	Money
2003	76	75			151	CUT	
2005	74	71	74	69	288	T22	\$55,700.00
2006	68	72	71	70	281	T4	277,200.00
2007	78	77			155	CUT	
2008	74	74			148	CUT	
2009	69	71	71	72	283	T22	58,592.86
2010	71	70	70	76	287	T29	38,711.11
2011	64	70	71	70	275	4	312,000.00
2012	73	72			145	CUT	
2013	79	70			149	CUT	
2014	75	70	70	72	287	T44	20,861.00
2015	72	70	71	76	289	T68	14,342.00
2016	74	73			147	CUT	
2017	72	76			148	CUT	
2018	72	74			146	CUT	
2019	69	72	71	73	285	T50	19,236.50
2021	76	72			148	CUT	
2022	73	76			149	CUT	
Total							\$796,643.47

Haas, Hunter (72.77)

Year	1st	2nd	3rd	4th	Total	Finish	Money
2005	71	79			150	CUT	
2011	72	72	77		221	T80	\$11,635.00
2012	68	68	75	70	281	T21	67,600.00
2013	75	71	73	75	294	T65	13,936.00
Total							\$93,171.00

Haas, Jay (71.88)

Year	1st	2nd	3rd	4th	Total	Finish	Money
2003	73	70	73	73	289	T40	\$18,663.27
2004	71	73	71	69	284	T28	38,920.00
2005	73	74	71	72	290	T33	28,472.73
2006	75	71	65	76	287	T22	63,000.00
Total							\$149,056.00

Haas, Jerry (75.75)

Year	1st	2nd	3rd	4th	Total	Finish	Money
2004	76	72			148	CUT	
2005	80	75			155	CUT	
Total							

Haas, Jr., Jay (79.00)

Year	1st	2nd	3rd	4th	Total	Finish	Money
2006	78	80			158	CUT	
Total							

Hadley, Chesson (72.59)

Year	1st	2nd	3rd	4th	Total	Finish	Money
2014	75	78			153	CUT	
2015	67	77	70	68	282	T20	\$71,621.25
2016	71	67	76	70	284	T11	167,900.00
2017	77	76			153	CUT	
2018	70	74	66	71	281	T16	115,500.00
2019	71	76			147	CUT	
2021	72	77			149	CUT	
2022	70	78			148	CUT	
Total							\$355,021.25

Hadwin, Adam (71.81)

Year	1st	2nd	3rd	4th	Total	Finish	Money
2015	72	75			147	CUT	
2016	71	74	73	74	292	T61	\$15,695.00
2018	73	71	65	72	281	T16	115,500.00
2019	73	69	68	73	283	T38	32,390.00
2021	74	72			146	CUT	
Total							\$163,585.00

Hagy, Brandon (71.17)

Year	1st	2nd	3rd	4th	Total	Finish	Money
2017	73	71	71	69	284	T18	\$94,500.00
2019	72	72			144	CUT	
2021	73	69	70	72	284	T26	53,275.91
2022	69	73			142	CUT	
Total							\$147,775.91

Hahn, James (72.31)

Year	1st	2nd	3rd	4th	Total	Finish	Money
2013	72	74	72	73	291	T50	\$15,828.75
2014	76	79			155	CUT	
2015	73	71	72	77	293	73	13,774.00
2016	70	71	68	70	279	1	1,314,000.00
2017	72	71	75	73	291	T59	16,425.00
2018	74	73			147	CUT	
2021	72	74			146	CUT	
2022	66	68	72	72	278	T9	218,250.00
Total							\$1,578,277.75

Haley II, Paul (77.00)

Year	1st	2nd	3rd	4th	Total	Finish	Money
2013	79	75			154	CUT	
Total							

Hamilton, Todd (74.17)

Year	1st	2nd	3rd	4th	Total	Finish	Money
2004	71	71	70	71	283	T21	\$54,160.00
2005	72	76	77	74	299	T75	11,280.00
2006	78	74			152	CUT	
2007	81	81			162	CUT	
2008	72	71	72	72	287	T34	32,320.00
2009	78	74			152	CUT	
Total							\$97,760.00

Hammond, Donnie (73.00)

Year	1st	2nd	3rd	4th	Total	Finish	Money
2003	74	71	74	79	298	70	\$11,200.00
2004	72	70	73	71	286	T35	25,293.34
Total							\$36,493.34

Individual Player Results

Hanson, Peter (80.00)

Year	1st	2nd	3rd	4th	Total	Finish	Money
2014	80				80	W/D	
Total							

Harkins, Brandon (72.13)

Year	1st	2nd	3rd	4th	Total	Finish	Money
2018	73	71	68	76	288	T63	\$16,247.00
2019	73	69	71	76	289	T65	16,432.00
Total							\$32,679.00

Harman, Brian (71.45)

Year	1st	2nd	3rd	4th	Total	Finish	Money
2012	67	74	72	75	288	T57	\$14,235.00
2013	70	70	71	73	284	T10	148,516.66
2014	70	74	78	70	292	T65	14,352.00
2015	75	74			149	CUT	
2016	69	70	78	72	289	T35	35,222.50
2017	71	69	70	68	278	1	1,350,000.00
2018	72	73	68	81	294	74	14,784.00
2019	68	75	69	68	280	T24	67,347.50
2021	68	72	73	70	283	T18	96,390.00
2022	69	66	73	70	278	T9	218,250.00
Total							\$1,959,097.66

Harrington, Pdraig (73.18)

Year	1st	2nd	3rd	4th	Total	Finish	Money
2005	71	75	73	80	299	T75	\$11,280.00
2007	66	75	79	69	289	T43	18,774.00
2009	73	75			148	CUT	
2010	72	72	70	68	282	T7	175,964.29
2011	69	72	69	68	278	T9	150,428.57
2013	80	75			155	CUT	
2014	72	78			150	CUT	
2015	70	77			147	CUT	
2016	74	77			151	CUT	
2019	75	75			150	CUT	
Total							\$356,446.86

Harrington, Scott (76.00)

Year	1st	2nd	3rd	4th	Total	Finish	Money
2021	75	77			152	CUT	
Total							

Hart, Dudley (72.63)

Year	1st	2nd	3rd	4th	Total	Finish	Money
2003	76	75			151	CUT	
2006	75	75			150	CUT	
2008	71	67	70	72	280	T5	\$243,200.00
Total							\$243,200.00

Hatton, Tyrrell (71.13)

Year	1st	2nd	3rd	4th	Total	Finish	Money
2018	67	73	72	73	285	T42	\$22,389.23
2022	70	66	76	72	284	T37	41,850.00
Total							\$64,239.23

Hayes, J.P. (71.94)

Year	1st	2nd	3rd	4th	Total	Finish	Money
2003	72	66	72	73	283	T11	\$111,200.00
2004	71	74			145	CUT	
2007	75	72	69	71	287	T24	46,620.00
2010	74	64	76	74	288	T38	27,950.00
2011	76	72			148	CUT	
Total							\$185,770.00

Hearn, David (73.29)

Year	1st	2nd	3rd	4th	Total	Finish	Money
2011	79	76			155	CUT	
2012	70	72	76	71	289	T65	\$13,455.00
2013	69	72	75	74	290	T43	20,904.00
2014	70	74	71	72	287	T44	20,861.00
2015	73	72			145	CUT	
2016	74	73			147	CUT	
2017	77	73			150	CUT	
2019	74	73			147	CUT	
2021	71	78			149	CUT	
Total							\$55,220.00

Heinen, Mike (76.50)

Year	1st	2nd	3rd	4th	Total	Finish	Money
2003	80	73			153	CUT	
Total							

Hend, Scott (72.63)

Year	1st	2nd	3rd	4th	Total	Finish	Money
2004	73	71	71	72	287	T44	\$16,930.67
2005	74	74	71	75	294	T64	12,540.00
Total							\$29,470.67

Henley, Russell (72.89)

Year	1st	2nd	3rd	4th	Total	Finish	Money
2013	69	71	73	77	290	T43	\$20,904.00
2014	78	73			151	CUT	
2018	74	73			147	CUT	
2019	71	75			146	CUT	
2021	74	70	74	75	293	T72	16,038.00
2022	68	72	74	71	285	T41	33,750.00
Total							\$70,692.00

Henry, J.J. (72.56)

Year	1st	2nd	3rd	4th	Total	Finish	Money
2003	71	72	71	69	283	T11	\$111,200.00
2004	72	70	70	71	283	T21	54,160.00
2005	74	78			152	CUT	
2006	73	67	71	78	289	T31	38,193.75
2007	72	73	69	71	285	T16	91,350.00
2008	71	77			148	CUT	
2009	73	77			150	CUT	
2010	68	71	71	72	282	T7	175,964.28
2011	73	71	70	69	283	T33	30,170.84
2012	73	69	71	75	288	T57	14,235.00
2013	73	76			149	CUT	
2014	77	76			153	CUT	
2015	77	76			153	CUT	
2016	75				75	W/D	
2017	71	74	75	73	293	T66	15,300.00
2018	73	72	75		220	T84	13,013.00
2019	70	72	72	73	287	T60	17,064.00
Total							\$560,650.87

Hensby, Mark (73.75)

Year	1st	2nd	3rd	4th	Total	Finish	Money
2005	73	71	72	71	287	T16	\$87,000.00
2006	81	72			153	CUT	
2008	78	72			150	CUT	
Total							\$87,000.00

Individual Player Results

Herbert, Lucas (74.00)

Year	1st	2nd	3rd	4th	Total	Finish	Money
2021	76	72			148	CUT	
Total							

Herrman, Jim (72.10)

Year	1st	2nd	3rd	4th	Total	Finish	Money
2011	68	74	70	71	283	T33	\$30,170.83
2013	72	76			148	CUT	
2014	76	68	72	81	297	73	13,386.00
2015	71	69	68	71	279	T13	137,266.66
2016	75	74			149	CUT	
2019	73	72			145	CUT	
2022	67	74			141	CUT	
Total							\$180,823.49

Herron, Tim (73.31)

Year	1st	2nd	3rd	4th	Total	Finish	Money
2003	74	74			148	CUT	
2004	77	68			145	CUT	
2007	73	78			151	CUT	
2008	74	76			150	CUT	
2010	71	74	75	78	298	T76	\$12,155.00
2011	70	69	73	69	281	T24	55,412.50
Total							\$67,567.50

Hickok, Kramer (71.70)

Year	1st	2nd	3rd	4th	Total	Finish	Money
2019	72	69	72	74	287	T60	\$17,064.00
2021	68	69	76	74	287	T51	19,899.00
2022	70	73			143	CUT	
Total							\$36,963.00

Hicks, Justin (74.73)

Year	1st	2nd	3rd	4th	Total	Finish	Money
2011	74	78			152	CUT	
2013	74	72	78		224	83	\$11,658.00
2014	74	71	74	76	295	T69	13,800.00
2016	75	76			151	CUT	
Total							\$25,458.00

Higgs, Harry (71.50)

Year	1st	2nd	3rd	4th	Total	Finish	Money
2021	74	71			145	CUT	
2022	67	74			141	CUT	
Total							

Hnatiuk, Glen (75.00)

Year	1st	2nd	3rd	4th	Total	Finish	Money
2003	71	79			150	CUT	
2005	79	71			150	CUT	
Total							

Hoag, Bo (73.25)

Year	1st	2nd	3rd	4th	Total	Finish	Money
2021	71	75			146	CUT	
2022	72	75			147	CUT	
Total							

Hoch, Scott (74.75)

Year	1st	2nd	3rd	4th	Total	Finish	Money
2003	77	75			152	CUT	
2004	72	75			147	CUT	
Total							

Hodges, Lee (72.00)

Year	1st	2nd	3rd	4th	Total	Finish	Money
2022	75	69			144	CUT	
Total							

Hoffman, Charley (73.44)

Year	1st	2nd	3rd	4th	Total	Finish	Money
2006	72	73	72	74	291	T38	\$24,570.00
2007	71	79			150	CUT	
2008	77	78			155	CUT	
2010	72	72	69	78	291	T51	15,296.66
2011	72	74			146	CUT	
2022	71	71			142	CUT	
Total							\$39,866.66

Hoffmann, Morgan (73.06)

Year	1st	2nd	3rd	4th	Total	Finish	Money
2013	78	71			149	CUT	
2014	73	76			149	CUT	
2015	72	70	72	69	283	T28	\$43,310.00
2016	75	77			152	CUT	
2017	70	71	71	71	283	T12	142,500.00
2022	73	80			153	CUT	
Total							\$185,810.00

Hoge, Tom (72.71)

Year	1st	2nd	3rd	4th	Total	Finish	Money
2015	74	74			148	CUT	
2016	73	72	70	75	290	T41	\$22,642.16
2017	71	75			146	CUT	
2018	73	72	72		217	T76	14,168.00
2019	70	70	75	74	289	T65	16,432.00
2021	70	76			146	CUT	
Total							\$53,242.16

Holmes, J.B. (72.17)

Year	1st	2nd	3rd	4th	Total	Finish	Money
2006	84				84	W/D	
2007	69	74	71	74	288	T34	\$29,820.00
2008	71	72	69	72	284	T17	89,600.00
2009	74	75			149	CUT	
2010	79	68			147	CUT	
2011	70	72	65	71	278	T9	150,428.57
2012	71	71	69	77	288	T57	14,235.00
2014	70	67	66	71	274	1	1,242,000.00
2015	69	76			145	CUT	
2016	72	72	74	73	291	T53	16,589.25
2017	67	74	73	73	287	T36	34,562.50
2018	71	73	69	72	285	T42	22,389.23
2019	80				80	W/D	
2021	78	73			151	CUT	
Total							\$1,599,624.55

Homa, Max (70.87)

Year	1st	2nd	3rd	4th	Total	Finish	Money
2015	72	71	75		218	T76	\$13,206.00
2017	75	76			151	CUT	
2019	69	63	70	67	269	1	1,422,000.00
2021	77	76			153	CUT	
2022	67	66	71	68	272	1	1,620,000.00
Total							\$3,055,206.00

Individual Player Results

Horschel, Billy (70.75)

Year	1st	2nd	3rd	4th	Total	Finish	Money
2011	73	66	73	71	283	T33	\$30,170.83
Total							\$30,170.83

Hossler, Beau (73.79)

Year	1st	2nd	3rd	4th	Total	Finish	Money
2018	68	76	69	71	284	T34	\$37,248.75
2019	69	72	76	80	297	73	15,326.00
2021	73	71	75	79	298	77	15,471.00
2022	77	77			154	CUT	
Total							\$68,045.75

Hovland, Viktor (69.00)

Year	1st	2nd	3rd	4th	Total	Finish	Money
2021	69	72	68	67	276	T3	\$477,900.00
Total							\$477,900.00

Howe, T.J. (75.00)

Year	1st	2nd	3rd	4th	Total	Finish	Money
2015	74	76			150	CUT	
Total							

Howell III, Charles (72.09)

Year	1st	2nd	3rd	4th	Total	Finish	Money
2003	70	69	72	71	282	T7	\$168,700.00
2004	74	74			148	CUT	
2005	72	75	73	68	288	T22	55,700.00
2006	74	71	73	74	292	T47	16,657.20
2007	78	69	74	69	290	T52	14,773.50
2008	75	68	70	73	286	T25	45,795.55
2009	71	79			150	CUT	
2010	74	71	75	73	293	T63	13,585.00
2011	73	71	71	72	287	T59	14,300.00
2012	71	79			150	CUT	
2013	72	72	69	71	284	T10	148,516.67
2014	69	71	70	73	283	T18	89,976.00
2015	75	69	71	69	284	T38	27,690.00
2016	76	72			148	CUT	
2018	71	68	71	72	282	T21	77,000.00
2019	73	73			146	CUT	
Total							\$672,693.92

Howell, David (74.00)

Year	1st	2nd	3rd	4th	Total	Finish	Money
2007	74				74	W/D	
Total							

Hubbard, Mark (73.42)

Year	1st	2nd	3rd	4th	Total	Finish	Money
2015	73	77			150	CUT	
2016	70	68	76	75	289	T35	\$35,222.50
2017	72	75			147	CUT	
2021	70	80			150	CUT	
2022	71	74			145	CUT	
Total							\$35,222.50

Hughes, Mackenzie (72.28)

Year	1st	2nd	3rd	4th	Total	Finish	Money
2016	73	81			154	CUT	
2017	70	72	71	73	286	T31	\$44,475.00
2018	71	73	70	73	287	T59	16,863.00
2019	75	75			150	CUT	
2021	74	72			146	CUT	
2022	66	73	72	67	278	T9	218,250.00
Total							\$279,588.00

Huh, John (73.18)

Year	1st	2nd	3rd	4th	Total	Finish	Money
2012	76	71			147	CUT	
2013	74	73			147	CUT	
2015	70	74	74		218	T76	\$13,206.00
2021	74	73			147	CUT	
2022	71	75			146	CUT	
Total							\$13,206.00

Hulbert, Mike (74.00)

Year	1st	2nd	3rd	4th	Total	Finish	Money
2003	72	76			148	CUT	
Total							

Hurley III, Billy (72.41)

Year	1st	2nd	3rd	4th	Total	Finish	Money
2012	77	75			152	CUT	
2014	72	74			146	CUT	
2015	67	75	73	69	284	T38	\$27,690.00
2017	70	69	72	71	282	T8	210,000.00
2018	71	74	73		218	81	13,706.00
2019	79	70			149	CUT	
Total							\$251,396.00

Huskey, Keenan (76.50)

Year	1st	2nd	3rd	4th	Total	Finish	Money
2021	77	76			153	CUT	
Total							

Huston, John (73.00)

Year	1st	2nd	3rd	4th	Total	Finish	Money
2006	75	76			151	CUT	
2009	73	71	69	74	287	T44	\$21,450.00
Total							\$21,450.00

Im, Sungjae (72.00)

Year	1st	2nd	3rd	4th	Total	Finish	Money
2019	70	69	71	72	282	T31	\$44,804.28
2021	68	82			150	CUT	
Total							\$44,804.28

Imada, Ryuji (72.38)

Year	1st	2nd	3rd	4th	Total	Finish	Money
2005	76	75			151	CUT	
2007	70	73	75	72	290	T52	\$14,773.50
2008	71	73	70	70	284	T17	89,600.00
2009	75	73			148	CUT	
2010	74	71	73	69	287	T29	38,711.12
2011	69	70	76	75	290	T68	13,130.00
2012	69	72	72	74	287	T53	15,047.50
Total							\$171,262.12

Immelman, Trevor (72.16)

Year	1st	2nd	3rd	4th	Total	Finish	Money
2003	73	74			147	CUT	
2006	68	72	66	70	276	2	\$680,400.00
2007	68	74	68	74	284	T14	116,550.00
2008	76	73			149	CUT	
2009	73	70	76	74	293	T65	13,520.00
2010	74	68	71	73	286	T22	58,592.86
2011	73	70	71	67	281	T24	55,412.50
2012	74	70			144	CUT	
2013	70	72	78	72	292	T58	14,874.00
2014	78	71			149	CUT	

Individual Player Results

2015	76	70			146	CUT	
2016	72	73	77	73	295	T71	14,089.00
					Total		\$953,438.36

Isenhour, Tripp (73.13)

Year	1st	2nd	3rd	4th	Total	Finish	Money
2004	71	71	75	71	288	T50	\$13,402.67
2007	75	72	77	73	297	T79	11,340.00
					Total		\$24,742.67

Ishikawa, Ryo (74.13)

Year	1st	2nd	3rd	4th	Total	Finish	Money
2013	73	73	71	74	291	T50	\$15,828.75
2015	71	75			146	CUT	
2017	76	80			156	CUT	
					Total		\$15,828.75

Isley, Steve (79.50)

Year	1st	2nd	3rd	4th	Total	Finish	Money
2007	80	79			159	CUT	
					Total		

Iwata, Hiroshi (78.50)

Year	1st	2nd	3rd	4th	Total	Finish	Money
2016	73	84			157	CUT	
					Total		

Jacobson, Freddie (72.46)

Year	1st	2nd	3rd	4th	Total	Finish	Money
2004	66				66	W/D	
2005	73	72	69	76	290	T33	\$28,472.73
2006	73	76			149	CUT	
2007	70	73	71	71	285	T16	91,350.00
2008	73	74			147	CUT	
2009	71	70	70	70	281	T11	129,071.43
2010	77	71			148	CUT	
2011	73	72			145	CUT	
2015	70	74	75		219	T79	12,851.00
2019	77	77			154	CUT	
					Total		\$261,745.16

Jacobsen, Peter (73.50)

Year	1st	2nd	3rd	4th	Total	Finish	Money
2003	74	73			147	CUT	
					Total		

Jaeger, Stephan (72.38)

Year	1st	2nd	3rd	4th	Total	Finish	Money
2018	76	72			148	CUT	
2019	76	78			154	CUT	
2022	67	71	73	66	277	T6	\$303,750.00
					Total		\$303,750.00

Janzen, Lee (73.60)

Year	1st	2nd	3rd	4th	Total	Finish	Money
2003	77				77	W/D	
2004	73	75			148	CUT	
2006	72	72	72	73	289	T31	\$38,193.75
2008	72	70	80		222	T80	11,328.00
					Total		\$49,521.75

Jenkins, Carter (75.25)

Year	1st	2nd	3rd	4th	Total	Finish	Money
2017	75	75			150	CUT	
2018	76	75			151	CUT	
					Total		

Jobe, Brandt (72.36)

Year	1st	2nd	3rd	4th	Total	Finish	Money
2003	70	69	75	73	287	T29	\$36,400.00
2004	72	74			146	CUT	
2005	74	68	75	71	288	T22	55,700.00
2006	73	75			148	CUT	
2011	69	73	73	71	286	T55	14,755.00
2012	72	70	73	75	290	T69	13,000.00
2013	75	72			147	CUT	
					Total		\$119,855.00

Johansson, Per-Ulrik (73.17)

Year	1st	2nd	3rd	4th	Total	Finish	Money
2003	75	77			152	CUT	
2005	70	71	74	72	287	T16	\$87,000.00
					Total		\$87,000.00

Johnson, Dustin (72.17)

Year	1st	2nd	3rd	4th	Total	Finish	Money
2008	78	71			149	CUT	
2010	73	65	72	77	287	T29	\$38,711.11
2011	72	79			151	CUT	
2017	70	75	67	67	279	T2	660,000.00
					Total		\$698,711.11

Johnson, Jamie (86.00)

Year	1st	2nd	3rd	4th	Total	Finish	Money
2006	84	88			172	CUT	
					Total		

Johnson, Kevin (79.00)

Year	1st	2nd	3rd	4th	Total	Finish	Money
2010	81	77			158	CUT	
					Total		

Johnson, Richard (73.33)

Year	1st	2nd	3rd	4th	Total	Finish	Money
2008	73	70	77		220	T73	\$12,096.00
					Total		\$12,096.00

Johnson, Richard (73.67)

Year	1st	2nd	3rd	4th	Total	Finish	Money
2004	72	69	76	71	288	T50	\$13,402.67
2005	68	72	73	77	290	T33	28,472.73
2006	74	72	77	75	298	T67	12,726.00
2007	78				78	W/D	
2009	73	76			149	CUT	
2010	78	73			151	CUT	
2011	74	69	73	77	293	T71	12,870.00
					Total		\$67,471.40

Individual Player Results

Johnson, Zach (72.26)

Year	1st	2nd	3rd	4th	Total	Finish	Money
2004	70	75			145	CUT	
2005	80	80			160	CUT	
2006	74	73			147	CUT	
2007	71	75	75	80	301	84	\$10,836.00
2008	69	76	71	70	286	T25	45,795.56
2009	70	67	68	76	281	T11	129,071.42
2010	71	73	73	74	291	T51	15,296.67
2011	73	69	67	68	277	T6	217,750.00
2012	70	71	77	72	290	T69	13,000.00
2013	68	72	77	77	294	T65	13,936.00
2014	71	70	69	72	282	T14	120,750.00
2017	71	73	69	71	284	T18	94,500.00
2019	70	74			144	CUT	
2021	69	75	72	71	287	T51	19,899.00
2022	70	74			144	CUT	
						Total	\$680,834.65

Johnston, Andrew (74.50)

Year	1st	2nd	3rd	4th	Total	Finish	Money
2017	75	74			149	CUT	
						Total	

Jones, Kent (73.25)

Year	1st	2nd	3rd	4th	Total	Finish	Money
2004	73	73			146	CUT	
2005	78	73			151	CUT	
2006	71	76			147	CUT	
2007	79	77			156	CUT	
2009	72	70	71	76	289	T53	\$14,906.66
2011	72	70	71	70	283	T33	30,170.83
						Total	\$45,077.49

Jones, Kyle (74.00)

Year	1st	2nd	3rd	4th	Total	Finish	Money
2019	76	72			148	CUT	
						Total	

Jones, Matt (71.94)

Year	1st	2nd	3rd	4th	Total	Finish	Money
2008	73	73			146	CUT	
2010	74	71	69	68	282	T7	\$175,964.29
2011	70	69	69	72	280	T21	72,800.00
2013	73	73	75		221	T73	12,596.00
2014	74	77			151	CUT	
2015	69	70	70	74	283	T28	43,310.00
2016	75	74			149	CUT	
2017	72	72	74	75	293	T66	15,300.00
2019	70	70	72	71	283	T38	32,390.00
2021	69	71	73	72	285	T37	36,045.00
2022	73	72			145	CUT	
						Total	\$388,405.29

Jones, Steve (75.38)

Year	1st	2nd	3rd	4th	Total	Finish	Money
2003	75	72			147	CUT	
2005	82	76			158	CUT	
2006	78	66	77	77	298	T67	\$12,726.00
						Total	\$12,726.00

Joyner, Randy (85.50)

Year	1st	2nd	3rd	4th	Total	Finish	Money
2005	87	84			171	CUT	
						Total	

Kanada, Craig (74.25)

Year	1st	2nd	3rd	4th	Total	Finish	Money
2007	73	73	77	74	297	T79	\$11,340.00
						Total	\$11,340.00

Kang, Sung (73.13)

Year	1st	2nd	3rd	4th	Total	Finish	Money
2011	75	71			146	CUT	
2012	71	70	70	71	282	T26	\$47,125.00
2016	75	72			147	CUT	
2018	72	76			148	CUT	
2019	70	76			146	CUT	
2021	75	79			154	CUT	
2022	71	76			147	CUT	
						Total	\$47,125.00

Karlsson, Robert (72.09)

Year	1st	2nd	3rd	4th	Total	Finish	Money
2007	71	72	72	72	287	T24	\$46,620.00
2009	70	69	78	72	289	T53	14,906.67
2011	75	70			145	CUT	
2012	71	67	73	75	286	T48	16,536.00
2013	69	72	69	72	282	T4	294,800.00
2014	73	75			148	CUT	
2015	75	74			149	CUT	
						Total	\$372,862.67

Kaufman, Smylie (73.33)

Year	1st	2nd	3rd	4th	Total	Finish	Money
2017	70	71	72	68	281	T5	\$273,750.00
2018	80	79			159	CUT	
						Total	\$273,750.00

Kaye, Jonathan (72.71)

Year	1st	2nd	3rd	4th	Total	Finish	Money
2003	73	75			148	CUT	
2004	68	74	69	71	282	T15	\$86,800.00
2005	75	75			150	CUT	
2006	78	71			149	CUT	
2009	70	72	74	73	289	T53	14,906.67
						Total	\$101,706.67

Kaymer, Martin (71.59)

Year	1st	2nd	3rd	4th	Total	Finish	Money
2009	71	70	69	71	281	T11	\$129,071.43
2011	70	71	73	74	288	T62	13,975.00
2013	72	76			148	CUT	
2014	69	69	70	75	283	T18	89,976.00
2016	71	73	77	69	290	T41	22,642.17
2018	73	67	73	72	285	T42	22,389.23
						Total	\$278,053.83

Kelly, Jerry (73.30)

Year	1st	2nd	3rd	4th	Total	Finish	Money
2003	75	75			150	CUT	
2004	69	74	75	74	292	T66	\$11,536.00
2006	73	70	69	77	289	T31	38,193.75
2007	69	73	70	77	289	T43	18,774.00
2008	72	77			149	CUT	
2009	72	75			147	CUT	
2013	73	77			150	CUT	
						Total	\$68,503.75

Individual Player Results

Kelly, Troy (74.00)

Year	1st	2nd	3rd	4th	Total	Finish	Money
2012	74	74			148	CUT	
Total							

Kendall, Skip (74.38)

Year	1st	2nd	3rd	4th	Total	Finish	Money
2003	75	75			150	CUT	
2004	75	73			148	CUT	
2005	71	76	76	74	297	73	\$11,640.00
Total							

Kennedy, Blake (78.50)

Year	1st	2nd	3rd	4th	Total	Finish	Money
2017	82	75			157	CUT	
Total							

Killeen, J.J. (72.50)

Year	1st	2nd	3rd	4th	Total	Finish	Money
2012	73	72			145	CUT	
Total							

Kim, Anthony (70.90)

Year	1st	2nd	3rd	4th	Total	Finish	Money
2007	72	69	69	70	280	T5	\$239,400.00
2008	70	67	66	69	272	1	1,152,000.00
2009	70	69	78	71	288	T47	16,921.67
2010	72	69	70	71	282	T7	175,964.28
2011	70	74	78		222	T82	11,310.00
2012	74				74	W/D	
Total							

Kim, Bio (73.00)

Year	1st	2nd	3rd	4th	Total	Finish	Money
2011	73	71	75		219	T77	\$12,025.00
Total							

Kim, Michael (74.67)

Year	1st	2nd	3rd	4th	Total	Finish	Money
2016	73	70	77	74	294	T69	\$14,673.00
2021	73	81			154	CUT	
Total							

Kim, Si Woo (72.00)

Year	1st	2nd	3rd	4th	Total	Finish	Money
2016	71	77			148	CUT	
2022	67	72	70	75	284	T37	\$41,850.00
Total							

Kim, Whee (74.10)

Year	1st	2nd	3rd	4th	Total	Finish	Money
2015	75	71			146	CUT	
2016	74	77			151	CUT	
2017	72	75			147	CUT	
2018	76	73			149	CUT	
2019	73	75			148	CUT	
Total							

Kirk, Chris (72.78)

Year	1st	2nd	3rd	4th	Total	Finish	Money
2011	78	72			150	CUT	
2012	75	67	73	73	288	T57	\$14,235.00
2013	72	71	72	76	291	T50	15,828.75
2014	71	70	71	73	285	T30	40,106.25
2017	69	76	75	76	296	T71	14,775.00
Total							

Kisner, Kevin (72.28)

Year	1st	2nd	3rd	4th	Total	Finish	Money
2011	79	74			153	CUT	
2012	72	72			144	CUT	
2014	72	66	68	73	279	T6	\$239,775.00
2015	69	73	71	71	284	T38	27,690.00
2016	75	72			147	CUT	
2017	75	72			147	CUT	
2018	72	75			147	CUT	
Total							

Kitayama, Kurt (69.75)

Year	1st	2nd	3rd	4th	Total	Finish	Money
2022	67	67	76	69	279	T15	\$141,750.00
Total							

Kite, Tom (75.25)

Year	1st	2nd	3rd	4th	Total	Finish	Money
2005	74	73	75	79	301	78	\$11,040.00
Total							

Kizzire, Patton (72.64)

Year	1st	2nd	3rd	4th	Total	Finish	Money
2016	72	69	74	72	287	T24	\$62,232.50
2017	73	71	72	77	293	T66	15,300.00
2018	75	73			148	CUT	
2021	69	72	71	77	289	T58	18,063.00
Total							

Kjeldsen, Søren (75.00)

Year	1st	2nd	3rd	4th	Total	Finish	Money
2017	73	77			150	CUT	
Total							

Klauk, Jeff (74.63)

Year	1st	2nd	3rd	4th	Total	Finish	Money
2009	69	71	70	75	285	T32	\$35,966.66
2010	78	79			157	CUT	
2011	80	75			155	CUT	
Total							

Knost, Colt (72.60)

Year	1st	2nd	3rd	4th	Total	Finish	Money
2009	70	76			146	CUT	
2011	77	76			153	CUT	
2012	73	72			145	CUT	
2013	74	73			147	CUT	
2015	75	68	73	72	288	T66	\$14,697.00
2016	73	68	76	73	290	T41	22,642.17
2019	73	68	67	75	283	T38	32,390.00
Total							

Individual Player Results

Knous, Jim (69.83)

Year	1st	2nd	3rd	4th	Total	Finish	Money
2019	68	72	70	68	278	T13	\$143,780.00
2022	67	74			141	CUT	
Total							\$143,780.00

Knox, Russell (71.64)

Year	1st	2nd	3rd	4th	Total	Finish	Money
2012	77	73			150	CUT	
2015	69	69	77	72	287	T58	\$15,407.00
2021	70	71	70	72	283	T18	96,390.00
2022	68	72	72	71	283	T35	47,925.00
Total							\$159,722.00

Kodaira, Satoshi (71.17)

Year	1st	2nd	3rd	4th	Total	Finish	Money
2021	68	72	68	73	281	T11	\$188,325.00
2022	73	73			146	CUT	
Total							\$188,325.00

Koepka, Brooks (71.25)

Year	1st	2nd	3rd	4th	Total	Finish	Money
2018	72	72	71	70	285	T42	\$22,389.23
Total							\$22,389.23

Koepka, Chase (74.50)

Year	1st	2nd	3rd	4th	Total	Finish	Money
2017	75	74			149	CUT	
Total							

Kohles, Ben (75.13)

Year	1st	2nd	3rd	4th	Total	Finish	Money
2013	78	74			152	CUT	
2014	79	80			159	CUT	
2022	67	72	75	76	290	T59	\$20,340.00
Total							\$20,340.00

Kokrak, Jason (72.92)

Year	1st	2nd	3rd	4th	Total	Finish	Money
2012	74	76			150	CUT	
2013	68	70	73	80	291	T50	\$15,828.75
2014	75	68	73	68	284	T23	58,157.15
2015	77	69			146	CUT	
2016	76	72			148	CUT	
2017	71	74	75	73	293	T66	15,300.00
2018	74	72			146	CUT	
2019	70	70	74	78	292	69	15,958.00
Total							\$105,243.90

Kraft, Greg (74.00)

Year	1st	2nd	3rd	4th	Total	Finish	Money
2009	74	74			148	CUT	
Total							

Kraft, Kelly (73.50)

Year	1st	2nd	3rd	4th	Total	Finish	Money
2016	75	74			149	CUT	
2018	76	73			149	CUT	
2019	73	72			145	CUT	
2021	73	79			152	CUT	
2022	70	70	74	73	287	T49	\$23,490.00
Total							\$23,490.00

Kresge, Cliff (73.14)

Year	1st	2nd	3rd	4th	Total	Finish	Money
2003	72	77			149	CUT	
2004	72	75			147	CUT	
2007	75	72	77	72	296	T77	\$11,655.00
2008	72	75			147	CUT	
2009	69	72	72	72	285	T32	35,966.67
Total							\$47,621.67

Kribel, Joel (78.50)

Year	1st	2nd	3rd	4th	Total	Finish	Money
2003	77	80			157	CUT	
Total							

Kuchar, Matt (73.27)

Year	1st	2nd	3rd	4th	Total	Finish	Money
2003	71	71	72	76	290	T51	\$13,104.00
2004	76	68	73	78	295	T70	11,144.00
2005	76	75			151	CUT	
2008	73	72	73	74	292	T62	13,568.00
2009	72	79			151	CUT	
2010	75	71			146	CUT	
2022	67	73	73	74	287	T49	23,490.00
Total							\$61,306.00

Kuehne, Hank (73.60)

Year	1st	2nd	3rd	4th	Total	Finish	Money
2003	75	74			149	CUT	
2004	74	76			150	CUT	
2005	75	70	74	70	289	T28	\$40,800.00
2012	73	75			148	CUT	
Total							\$40,800.00

La'Cassie, Bronson (74.00)

Year	1st	2nd	3rd	4th	Total	Finish	Money
2014	71	73	77	75	296	72	\$13,524.00
Total							\$13,524.00

LaBelle II, Doug (75.40)

Year	1st	2nd	3rd	4th	Total	Finish	Money
2007	80	76			156	CUT	
2013	74	72	75		221	T73	\$12,596.00
Total							\$12,596.00

Lahiri, Anirban (72.25)

Year	1st	2nd	3rd	4th	Total	Finish	Money
2016	66	77	72	75	290	T41	\$22,642.16
2018	76	74			150	CUT	
2019	79	71			150	CUT	
2022	68	68	70	71	277	T6	303,750.00
Total							\$326,392.16

Individual Player Results

Laird, Martin (71.97)

Year	1st	2nd	3rd	4th	Total	Finish	Money
2009	74	70	70	74	288	T47	\$16,921.66
2010	72	75			147	CUT	
2011	78	68			146	CUT	
2012	72	70	69	71	282	T26	47,125.00
2013	72	75			147	CUT	
2014	69	70	73	73	285	T30	40,106.25
2015	72	70	73	71	286	T55	16,188.00
2016	69	76	77	71	293	T65	15,111.00
2017	71	72	71	74	288	T42	24,792.86
2019	67	71	71	73	282	T31	44,804.28
2022	70	69	76	76	291	61	20,070.00
Total							\$225,119.05

Lamb, Brian (79.00)

Year	1st	2nd	3rd	4th	Total	Finish	Money
2003	77	81			158	CUT	
Total							

Lamb, Rick (74.50)

Year	1st	2nd	3rd	4th	Total	Finish	Money
2017	75	74			149	CUT	
Total							

Lamely, Derek (74.50)

Year	1st	2nd	3rd	4th	Total	Finish	Money
2010	75	72			147	CUT	
2011	76	75			151	CUT	
2012	76	73			149	CUT	
Total							

Lancaster, Neal (75.70)

Year	1st	2nd	3rd	4th	Total	Finish	Money
2003	72	73	76	73	294	T65	\$11,536.00
2004	79	73			152	CUT	
2005	83				83	W/D	
2006	80				80	W/D	
2013	75	73			148	CUT	
Total							\$11,536.00

Landry, Andrew (78.00)

Year	1st	2nd	3rd	4th	Total	Finish	Money
2018	78				78	W/D	
Total							

Langer, Bernhard (70.75)

Year	1st	2nd	3rd	4th	Total	Finish	Money
2007	70	73	71	69	283	T10	\$151,200.00
Total							\$151,200.00

Langham, Franklin (76.50)

Year	1st	2nd	3rd	4th	Total	Finish	Money
2005	75	78			153	CUT	
Total							

Langley, Scott (72.64)

Year	1st	2nd	3rd	4th	Total	Finish	Money
2013	73	74			147	CUT	
2014	70	71	71	74	286	T38	\$28,980.00
2015	73	72			145	CUT	
2016	70	69	71	77	287	T24	62,232.50
2019	78	74			152	CUT	
Total							\$91,212.50

Lankford, Jeffrey (76.00)

Year	1st	2nd	3rd	4th	Total	Finish	Money
2004	76	76			152	CUT	
Total							

Lashley, Nate (71.89)

Year	1st	2nd	3rd	4th	Total	Finish	Money
2018	75	73			148	CUT	
2019	71	70	69	74	284	T45	\$23,131.20
2021	69	76			145	CUT	
2022	70				70	W/D	
Total							\$23,131.20

Laycock, Scott (73.00)

Year	1st	2nd	3rd	4th	Total	Finish	Money
2003	69	77			146	CUT	
Total							

Leaney, Stephen (73.00)

Year	1st	2nd	3rd	4th	Total	Finish	Money
2004	71	72	71	72	286	T35	\$25,293.33
2005	73	74	68	71	286	T11	127,200.00
2006	77	70			147	CUT	
2007	75	70	75	77	297	T79	11,340.00
2008	70	72	78		220	T73	12,096.00
2009	75	76			151	CUT	
Total							\$175,929.33

Lebioda, Hank (71.42)

Year	1st	2nd	3rd	4th	Total	Finish	Money
2019	71	72	74	68	285	T50	\$19,236.50
2021	72	71	77	67	287	T51	19,899.00
2022	68	70	73	74	285	T41	33,750.00
Total							\$72,885.50

LeBrun, Steve (76.00)

Year	1st	2nd	3rd	4th	Total	Finish	Money
2013	77	75			152	CUT	
Total							

Lee, Danny (71.57)

Year	1st	2nd	3rd	4th	Total	Finish	Money
2009	71	69	70	76	286	T38	\$27,300.00
2012	69				69	DQ	
2014	71	71	70	76	288	T50	16,642.80
2015	71	69	69	70	279	T13	137,266.67
2016	72	71	73	67	283	T9	204,400.00
2018	75	73			148	CUT	
2019	75	77			152	CUT	
2022	68	73			141	CUT	
Total							\$385,609.47

Lee, Dong Hwan (72.88)

Year	1st	2nd	3rd	4th	Total	Finish	Money
2013	72	71	69	73	285	T16	\$97,150.00
2014	76	72			148	CUT	
2016	73	77			150	CUT	
Total							\$97,150.00

Lee, K.H. (71.42)

Year	1st	2nd	3rd	4th	Total	Finish	Money
2019	72	70	70	75	287	T60	\$17,064.00
2021	66	77	70	76	289	T58	18,063.00
2022	66	73	70	72	281	T25	69,150.00
Total							\$104,277.00

Individual Player Results

Lee, Richard (72.00)

Year	1st	2nd	3rd	4th	Total	Finish	Money
2012	70	69	69	76	284	T40	\$24,700.00
2013	73	70	72	75	290	T43	20,904.00
2014	75	71			146	CUT	
Total							\$45,604.00

Leggatt, Ian (74.25)

Year	1st	2nd	3rd	4th	Total	Finish	Money
2003	71	74	72	76	293	T62	\$11,984.00
2006	75	71	75	80	301	72	12,348.00
Total							\$24,332.00

Lehman, Tom (72.13)

Year	1st	2nd	3rd	4th	Total	Finish	Money
2003	72	72	71	72	287	T29	\$36,400.00
2006	75	69	69	77	290	T35	32,445.00
Total							\$68,845.00

Leishman, Marc (72.08)

Year	1st	2nd	3rd	4th	Total	Finish	Money
2009	73	75			148	CUT	
2011	73	71	71	70	285	T48	\$16,157.15
2012	75	67	74	73	289	T65	13,455.00
2022	68	75			143	CUT	
Total							\$29,612.15

Leonard, Justin (73.50)

Year	1st	2nd	3rd	4th	Total	Finish	Money
2003	71	71	74	71	287	T29	\$36,400.00
2004	73	73			146	CUT	
2007	74	81			155	CUT	
Total							\$36,400.00

Letzig, Michael (73.43)

Year	1st	2nd	3rd	4th	Total	Finish	Money
2008	75	70	76		221	79	\$11,648.00
2009	74	72			146	CUT	
2013	74	73			147	CUT	
Total							\$11,648.00

Levet, Thomas (75.75)

Year	1st	2nd	3rd	4th	Total	Finish	Money
2005	75	78			153	CUT	
2006	73	77			150	CUT	
Total							

Levin, Spencer (73.06)

Year	1st	2nd	3rd	4th	Total	Finish	Money
2009	77	72			149	CUT	
2010	75	73			148	CUT	
2012	72	68	70	73	283	T32	\$34,450.00
2014	74	73			147	CUT	
2015	74	77			151	CUT	
2016	77	74			151	CUT	
2017	72	72	71	71	286	T31	44,475.00
Total							\$78,925.00

Lewallen, Rick (77.25)

Year	1st	2nd	3rd	4th	Total	Finish	Money
2012	76	77			153	CUT	
2015	77	79			156	CUT	
Total							

Lewis, J.L. (73.80)

Year	1st	2nd	3rd	4th	Total	Finish	Money
2004	72	73			145	CUT	
2005	73	75	72	71	291	T44	\$18,140.00
2007	76	73			149	CUT	
2008	79	74			153	CUT	
Total							\$18,140.00

Lewis, Tom (73.00)

Year	1st	2nd	3rd	4th	Total	Finish	Money
2021	75	71			146	CUT	
Total							

Lickliter II, Frank (74.14)

Year	1st	2nd	3rd	4th	Total	Finish	Money
2003	73	67	74	75	289	T40	\$18,663.27
2004	74	71			145	CUT	
2005	77	74			151	CUT	
2006	78	73			151	CUT	
2008	73	76			149	CUT	
2014	75	78			153	CUT	
Total							\$18,663.27

Lindheim, Nicholas (75.00)

Year	1st	2nd	3rd	4th	Total	Finish	Money
2017	77	74			151	CUT	
2018	75	75			150	CUT	
2019	75	74			149	CUT	
Total							

Lingmerth, David (72.06)

Year	1st	2nd	3rd	4th	Total	Finish	Money
2013	74	73			147	CUT	
2014	76	72			148	CUT	
2015	72	74			146	CUT	
2016	71	71	76	68	286	T17	\$95,525.72
2017	72	70	70	72	284	T18	94,500.00
2022	71	69	72	74	286	T46	26,670.00
Total							\$216,695.72

Lipsky, David (72.00)

Year	1st	2nd	3rd	4th	Total	Finish	Money
2022	69	75			144	CUT	
Total							

List, Luke (71.19)

Year	1st	2nd	3rd	4th	Total	Finish	Money
2013	71	75	71	68	285	T16	\$97,150.00
2016	71	76			147	CUT	
2017	72	71	74	73	290	T52	17,314.29
2018	70	72	67	70	279	T9	200,200.00
2019	75	68	71	75	289	T65	16,432.00
2021	67	72	68	72	279	T6	273,375.00
2022	68	66	74	74	282	T31	55,012.50
Total							\$659,483.79

Loar, Edward (74.00)

Year	1st	2nd	3rd	4th	Total	Finish	Money
2012	78	70			148	CUT	
Total							

Individual Player Results

Lonard, Peter (73.53)

Year	1st	2nd	3rd	4th	Total	Finish	Money
2003	72	71	73	73	289	T40	\$18,663.27
2004	73	68	72	74	287	T44	16,930.67
2005	75	78			153	CUT	
2007	73	80			153	CUT	
2008	75				75	W/D	
2009	71	75			146	CUT	
Total							\$35,593.94

Long, Adam (72.25)

Year	1st	2nd	3rd	4th	Total	Finish	Money
2019	70	71	73	70	284	T45	\$23,131.20
2021	77	76			153	CUT	
2022	70	71			141	CUT	
Total							\$23,131.20

Lopez-Chacarra, Eugenio (73.50)

Year	1st	2nd	3rd	4th	Total	Finish	Money
2022	73	74			147	CUT	
Total							

Loupe, Andrew (71.33)

Year	1st	2nd	3rd	4th	Total	Finish	Money
2014	77	70			147	CUT	
2016	65	71	74	71	281	T4	\$287,437.50
Total							\$287,437.50

Love, Dru (76.50)

Year	1st	2nd	3rd	4th	Total	Finish	Money
2018	79	74			153	CUT	
Total							

Love III, Davis (72.32)

Year	1st	2nd	3rd	4th	Total	Finish	Money
2003	73	72	74	68	287	T29	\$36,400.00
2004	73	66	72	72	283	T21	54,160.00
2005	76	74			150	CUT	
2006	69	69	73	74	285	T14	100,800.00
2007	74	72	67	76	289	T43	18,774.00
2008	74	75			149	CUT	
2009	70	69	70	74	283	T22	58,592.85
2010	70	71	68	76	285	T17	91,000.00
2011	70	69	68	72	279	T16	97,500.00
2014	75	68	74	75	292	T65	14,352.00
2016	82	74			156	CUT	
2017	70	79			149	CUT	
2018	78				78	W/D	
Total							\$471,578.85

Lovelady, Tom (71.83)

Year	1st	2nd	3rd	4th	Total	Finish	Money
2018	68	76	72	68	284	T34	\$37,248.75
2019	75	72			147	CUT	
Total							\$37,248.75

Lovemark, Jamie (72.92)

Year	1st	2nd	3rd	4th	Total	Finish	Money
2012	75	72			147	CUT	
2014	78	68			146	CUT	
2016	74	70	71	76	291	T53	\$16,589.25
2018	75	71			146	CUT	
2021	70	75			145	CUT	
Total							\$16,589.25

Lowe, Cortland (73.50)

Year	1st	2nd	3rd	4th	Total	Finish	Money
2010	75	72			147	CUT	
Total							

Lower, Justin (71.63)

Year	1st	2nd	3rd	4th	Total	Finish	Money
2017	71	73	75	72	291	T59	\$16,425.00
2022	68	70	76	68	282	T31	55,012.50
Total							\$71,437.50

Lowery, Steve (73.50)

Year	1st	2nd	3rd	4th	Total	Finish	Money
2003	74	68	72	75	289	T40	\$18,663.27
2004	80	73			153	CUT	
2005	72	76	71	77	296	T2	11,760.00
2006	73	68	69	72	282	T6	203,962.50
2007	78	77			155	CUT	
2008	70	72	77	73	292	T62	13,568.00
2009	73	71	73	73	290	T59	14,300.00
2010	76	78			154	CUT	
Total							\$262,253.77

Lowry, Shane (71.86)

Year	1st	2nd	3rd	4th	Total	Finish	Money
2016	74	73			147	CUT	
2017	75	70	68	72	285	T24	\$59,357.14
2018	74	70	71	69	284	T34	37,248.75
2021	71	73	75	71	290	T65	17,172.00
Total							\$113,777.89

Luck, Curtis (73.67)

Year	1st	2nd	3rd	4th	Total	Finish	Money
2017	72	73	73	72	290	T52	\$17,314.29
2019	71	81			152	CUT	
Total							\$17,314.29

Lunde, Bill (73.13)

Year	1st	2nd	3rd	4th	Total	Finish	Money
2009	72	72	74	77	295	T70	\$12,870.00
2010	73	72	73	73	291	T51	15,296.67
2011	73	71	73		217	T72	12,545.00
2012	71	78			149	CUT	
2015	69	76			145	CUT	
Total							\$40,711.67

Lutterus, David (73.50)

Year	1st	2nd	3rd	4th	Total	Finish	Money
2010	76	71			147	CUT	
Total							

Lyle, Jarrod (73.00)

Year	1st	2nd	3rd	4th	Total	Finish	Money
2009	73	73			146	CUT	
2010	71	72	75	71	289	T43	\$21,450.00
2011	71	71	73	74	289	T64	13,585.00
2015	75	77			152	CUT	
Total							\$35,035.00

Lynn, David (70.00)

Year	1st	2nd	3rd	4th	Total	Finish	Money
2013	71	68	71	70	280	2	\$723,600.00
Total							\$723,600.00

Individual Player Results

MacKenzie, Will (73.11)

Year	1st	2nd	3rd	4th	Total	Finish	Money
2005	72	77			149	CUT	
2006	72	73	75	71	291	T38	\$24,570.00
2007	76	74			150	CUT	
2009	70	74	71	73	288	T47	16,921.67
2010	71	74	70	75	290	T48	17,030.00
2014	75	74			149	CUT	
2015	69	68	70	75	282	T20	71,621.25
2016	73	74			147	CUT	
2017	75	72			147	CUT	
2019	75	79			154	CUT	
						Total	\$130,142.92

Magee, Andrew (73.00)

Year	1st	2nd	3rd	4th	Total	Finish	Money
2003	71	74	72	73	290	T51	\$13,104.00
2005	69	75	72	76	292	T50	14,360.00
2006	79	69			148	CUT	
						Total	\$27,464.00

Maggert, Jeff (72.75)

Year	1st	2nd	3rd	4th	Total	Finish	Money
2003	73	73			146	CUT	
2004	71	69	67	72	279	T5	\$196,700.00
2005	69				69	DQ	
2006	73	74			147	CUT	
2007	68	74	77	71	290	T52	14,773.50
2008	71	70	79		220	T73	12,096.00
2009	68	70	75	77	290	T59	14,300.00
2010	74	73			147	CUT	
2011	75	76			151	CUT	
2012	70	79			149	CUT	
2013	73	76			149	CUT	
						Total	\$237,869.50

Maginnes, John (73.50)

Year	1st	2nd	3rd	4th	Total	Finish	Money
2003	72	73	74	75	294	T65	\$11,536.00
2004	73	74			147	CUT	
						Total	\$11,536.00

Mahan, Hunter (72.06)

Year	1st	2nd	3rd	4th	Total	Finish	Money
2004	75	76			151	CUT	
2005	73	78			151	CUT	
2007	73	76			149	CUT	
2008	71	70	71	71	283	T12	\$125,440.00
2009	68	72	75	68	283	T22	58,592.86
2010	71	71	73	70	285	T17	91,000.00
2011	72	70	67	70	279	T16	97,500.00
2012	73	68	75	71	287	T53	15,047.50
2013	73	72	76		221	T73	12,596.00
2014	72	73	72	71	288	T50	16,642.80
2015	70	73	72	70	285	T47	18,016.25
2016	75	70	73	73	291	T53	16,589.25
2017	72	73	71	74	290	T52	17,314.29
2021	68	75	69	76	288	T54	18,954.00
						Total	\$487,692.95

Mallinger, John (75.50)

Year	1st	2nd	3rd	4th	Total	Finish	Money
2007	75	76			151	CUT	
						Total	

Malnati, Peter (72.45)

Year	1st	2nd	3rd	4th	Total	Finish	Money
2014	75	73			148	CUT	
2016	74	75			149	CUT	
2017	77	72			149	CUT	
2018	67	68	75	74	284	T34	\$37,248.75
2019	74	71			145	CUT	
2021	67	74	72	73	286	T43	25,069.50
2022	67	73	77	71	288	T51	21,762.00
						Total	\$84,080.25

Manassero, Matteo (73.75)

Year	1st	2nd	3rd	4th	Total	Finish	Money
2013	71	75	73	76	295	T68	\$13,534.00
						Total	\$13,534.00

Marino, Steve (72.38)

Year	1st	2nd	3rd	4th	Total	Finish	Money
2007	74	71	70	73	288	T34	\$29,820.00
2008	69	71	74	74	288	T40	22,428.44
2009	67	72	74	73	286	T38	27,300.00
2010	73	72	67	72	284	16	110,500.00
2011	70	67	71	72	280	T21	72,800.00
2013	71	72	73	77	293	T61	14,405.00
2014	76	73			149	CUT	
2016	73	78			151	CUT	
2018	80				80	W/D	
						Total	\$277,253.44

Martin, Ben (71.69)

Year	1st	2nd	3rd	4th	Total	Finish	Money
2011	77	68			145	CUT	
2014	71	73	69	75	288	T50	\$16,642.80
2015	74	69	70	71	284	T38	27,690.00
2016	74	73			147	CUT	
2017	68	72	74	70	284	T18	94,500.00
2018	73	74			147	CUT	
2021	69	71	72	69	281	T11	188,325.00
2022	68	70	76	74	288	T51	21,762.00
						Total	\$348,919.80

Maruyama, Daisuke (76.00)

Year	1st	2nd	3rd	4th	Total	Finish	Money
2007	79	73			152	CUT	
						Total	

Maruyama, Shigeki (73.35)

Year	1st	2nd	3rd	4th	Total	Finish	Money
2003	76	72			148	CUT	
2004	69	75	72	73	289	T56	\$12,544.00
2005	75	68	76	74	293	T56	13,260.00
2006	72	71	67	78	288	T26	46,620.00
2007	73	74	78	74	299	T82	11,025.00
2008	74	76			150	CUT	
						Total	\$83,449.00

Mathis, David (73.09)

Year	1st	2nd	3rd	4th	Total	Finish	Money
2009	70	73	72	76	291	T62	\$13,910.00
2011	73	69	75		217	T72	12,545.00
2012	75	70			145	CUT	
2013	78	73			151	CUT	
						Total	\$26,455.00

Individual Player Results

Matsuyama, Hideki (71.11)

Year	1st	2nd	3rd	4th	Total	Finish	Money
2014	69	72	72	73	286	T38	\$28,980.00
2015	69	71	70	72	282	T20	71,621.25
2016	74	71	70	69	284	T11	167,900.00
2018	77	68	72		217	T76	14,168.00
2019	73	70	70	69	282	T31	44,804.29
Total							\$327,473.54

Matteson, Troy (73.29)

Year	1st	2nd	3rd	4th	Total	Finish	Money
2006	72	69	75	77	293	T52	\$14,773.50
2007	76	74			150	CUT	
2008	71	73	74	71	289	T49	15,795.20
2009	74	74			148	CUT	
2010	70	76			146	CUT	
2011	72	75			147	CUT	
2012	74	69	70	72	285	T46	19,500.00
2013	72	76			148	CUT	
2014	79	74			153	CUT	
Total							\$50,068.70

Matthews, Brandon (73.50)

Year	1st	2nd	3rd	4th	Total	Finish	Money
2022	70	77			147	CUT	
Total							

Mattiace, Len (74.40)

Year	1st	2nd	3rd	4th	Total	Finish	Money
2003	75	67	76	74	292	T60	\$12,264.00
2004	73	75			148	CUT	
2005	77	79			156	CUT	
2006	78	70			148	CUT	
Total							\$12,264.00

Mayfair, Billy (72.06)

Year	1st	2nd	3rd	4th	Total	Finish	Money
2003	71	74	71	69	285	T21	\$62,720.00
2004	70	74	76	70	290	T61	12,096.00
2005	76	72	70	67	285	10	162,000.00
2006	75	78			153	CUT	
2007	73	71	67	72	283	T10	151,200.00
2008	74	67	76	74	291	T55	14,336.00
2009	78	77			155	CUT	
2010	68	68	71	76	283	T14	120,250.00
2011	69	73	74	70	286	T55	14,755.00
2012	67	71	73	72	283	T32	34,450.00
Total							\$571,807.00

McCallister, Blaine (72.75)

Year	1st	2nd	3rd	4th	Total	Finish	Money
2003	72	70	72	73	287	T29	\$36,400.00
2004	70	74	78	73	295	T70	11,144.00
Total							\$47,544.00

McCarron, Scott (72.85)

Year	1st	2nd	3rd	4th	Total	Finish	Money
2003	73	75			148	CUT	
2004	73				73	W/D	
2006	76	73			149	CUT	
2008	72	76			148	CUT	
2010	70	75	67	70	282	T7	\$175,964.29
2014	75	72			147	CUT	
Total							\$175,964.29

McCarthy, Denny (72.60)

Year	1st	2nd	3rd	4th	Total	Finish	Money
2018	76	73			149	CUT	
2019	72	72			144	CUT	
2021	77	75			152	CUT	
2022	65	69	74	73	281	T25	\$69,150.00
Total							\$69,150.00

McCumber, Tyler (74.50)

Year	1st	2nd	3rd	4th	Total	Finish	Money
2021	74	75			149	CUT	
Total							

McDaniel, Chip (75.00)

Year	1st	2nd	3rd	4th	Total	Finish	Money
2019	75	75			150	CUT	
Total							

McDonald, Bill (79.00)

Year	1st	2nd	3rd	4th	Total	Finish	Money
2007	79	79			158	CUT	
Total							

McDowell, Graeme (71.80)

Year	1st	2nd	3rd	4th	Total	Finish	Money
2006	76	75			151	CUT	
2017	71	71	70	72	284	T18	\$94,500.00
2018	71	73	67	72	283	T27	52,360.00
Total							\$146,860.00

McGirt, William (72.56)

Year	1st	2nd	3rd	4th	Total	Finish	Money
2011	74	71			145	CUT	
2012	74	73			147	CUT	
2014	75	80			155	CUT	
2015	72	70	74	67	283	T28	\$43,310.00
2016	70	74	74	68	286	T17	95,525.72
2017	75	74			149	CUT	
2022	68	73			141	CUT	
Total							\$138,835.72

McGreevy, Max (75.50)

Year	1st	2nd	3rd	4th	Total	Finish	Money
2022	77	74			151	CUT	
Total							

McIlroy, Rory (69.38)

Year	1st	2nd	3rd	4th	Total	Finish	Money
2010	72	73	66	62	273	1	\$1,170,000.00
2011	75	72			147	CUT	
2012	70	68	66	70	274	T2	572,000.00
2013	67	71	73	73	284	T10	148,516.67
2014	69	76	65	70	280	T8	200,100.00
2015	70	67	61	69	267	1	1,278,000.00
2016	73	69	73	66	281	T4	287,437.50
2018	68	76	66	71	281	T16	115,500.00
2019	66	70	68	73	277	T8	213,300.00
2021	72	66	68	68	274	1	1,458,000.00
2022	67	73	68	68	276	5	369,000.00
Total							\$5,811,854.17

Individual Player Results

McLachlin, Parker (73.54)

Year	1st	2nd	3rd	4th	Total	Finish	Money
2007	71	75	69	73	288	T34	\$29,820.00
2008	73	72	72	69	286	T25	45,795.56
2009	73	71	74	76	294	T68	13,195.00
2010	88				88	W/D	
Total							\$88,810.56

McLister, Joey (74.50)

Year	1st	2nd	3rd	4th	Total	Finish	Money
2013	77	72			149	CUT	
Total							

McNealy, Maverick (73.00)

Year	1st	2nd	3rd	4th	Total	Finish	Money
2021	72	74			146	CUT	
Total							

McNeill, George (71.74)

Year	1st	2nd	3rd	4th	Total	Finish	Money
2007	78	71			149	CUT	
2008	71	67	76	71	285	T22	\$66,560.00
2009	69	68	70	75	282	T18	87,750.00
2010	74	73			147	CUT	
2011	73	71	76		220	79	11,830.00
2012	70	68	68	74	280	T15	100,750.00
2013	69	68	72	76	285	T16	97,150.00
2014	78	68			146	CUT	
2015	69	69	75	70	283	T28	43,310.00
2016	74	73			147	CUT	
Total							\$407,350.00

McRoy, Spike (72.00)

Year	1st	2nd	3rd	4th	Total	Finish	Money
2003	70	74	67	75	286	T24	\$46,480.00
2004	69	74	71	70	284	T28	38,920.00
2005	72	78			150	CUT	
Total							\$85,400.00

Mediate, Rocco (72.80)

Year	1st	2nd	3rd	4th	Total	Finish	Money
2005	74				74	W/D	
2006	74	71	73	77	295	T59	\$13,797.00
2007	77	73			150	CUT	
2008	72	72	73	74	291	T55	14,336.00
2009	72	70	72	69	283	T22	58,592.86
2010	70	75	75	77	297	75	12,350.00
2011	74	72			146	CUT	
2012	68	69	75	72	284	T40	24,700.00
Total							\$123,775.86

Meierdierks, Eric (76.00)

Year	1st	2nd	3rd	4th	Total	Finish	Money
2013	76	76			152	CUT	
Total							

Merrick, John (71.62)

Year	1st	2nd	3rd	4th	Total	Finish	Money
2008	69	71	73	74	287	T34	\$32,320.00
2009	70	75			145	CUT	
2010	72	70	76	74	292	T57	14,365.00
2012	70	68	74	72	284	T40	24,700.00
2013	74	71	68	73	286	T22	64,320.00
2014	71	70	70	73	284	T23	58,157.14
2015	71	70	71	72	284	T38	27,690.00
Total							\$221,552.14

Merritt, Troy (73.20)

Year	1st	2nd	3rd	4th	Total	Finish	Money
2010	76	76			152	CUT	
2011	78	71			149	CUT	
2014	71	77			148	CUT	
2015	76	74			150	CUT	
2017	76	76			152	CUT	
2018	72	69	70	74	285	T42	\$22,389.23
2021	70	75			145	CUT	
2022	71	69	71	72	283	T35	47,925.00
Total							\$70,314.23

Micheel, Shaun (72.58)

Year	1st	2nd	3rd	4th	Total	Finish	Money
2003	73	75			148	CUT	
2004	70	72	74	71	287	T44	\$16,930.67
2005	74	71	73	75	293	T56	13,260.00
2006	70	70	68	76	284	T12	138,600.00
2007	74	77			151	CUT	
2008	76	69	71	73	289	T49	15,795.20
2009	74	69	73	66	282	T18	87,750.00
2011	75	78			153	CUT	
Total							\$272,335.87

Mickelson, Phil (70.44)

Year	1st	2nd	3rd	4th	Total	Finish	Money
2004	70	70	72	67	279	T5	\$196,700.00
2005	71	73	73	66	283	T7	193,500.00
2006	71	72	73	74	290	T35	32,445.00
2007	70	71	68	70	279	T3	365,400.00
2008	68	74	69	72	283	T12	125,440.00
2009	67	71	75	67	280	T5	212,875.00
2010	70	68	71	68	277	2	702,000.00
2011	69	66	74	69	278	T9	150,428.58
2012	71	72	68	71	282	T26	47,125.00
2013	68	67	73	73	281	3	455,600.00
2014	67	75	63	76	281	T11	158,700.00
2015	71	66	71	68	276	T4	293,466.67
2016	69	70	76	66	281	T4	287,437.50
2017	71	72	69	72	284	T18	94,500.00
2018	72	72	64	69	277	T5	281,050.00
2019	71	76			147	CUT	
2021	64	75	76	76	291	69	16,767.00
Total							\$3,613,434.75

Miller, Zack (73.50)

Year	1st	2nd	3rd	4th	Total	Finish	Money
2011	77	70			147	CUT	
Total							

Mills, Jon (76.50)

Year	1st	2nd	3rd	4th	Total	Finish	Money
2008	77	76			153	CUT	
Total							

Mitchell, Keith (70.00)

Year	1st	2nd	3rd	4th	Total	Finish	Money
2018	67	74	75	68	284	T34	\$37,248.75
2019	68	74	66	69	277	T8	213,300.00
2021	67	71	66	72	276	T3	477,900.00
2022	69	74			143	CUT	
Total							\$728,448.75

Individual Player Results

Mitchum, Kelly (75.22)

Year	1st	2nd	3rd	4th	Total	Finish	Money
2003	73	73			146	CUT	
2004	72	69	77	71	289	T56	\$12,544.00
2005	78	79			157	CUT	
2006	79	72			151	CUT	
2007	78	81			159	CUT	
2013	73	76			149	CUT	
2014	78	75			153	CUT	
2016	77	73			150	CUT	
Total							\$12,544.00

Mize, Larry (73.17)

Year	1st	2nd	3rd	4th	Total	Finish	Money
2003	72	71	72	71	286	T24	\$46,480.00
2006	78	75			153	CUT	
Total							\$46,480.00

Molder, Bryce (73.13)

Year	1st	2nd	3rd	4th	Total	Finish	Money
2010	76	74			150	CUT	
2011	75	73			148	CUT	
2017	75	70	70	72	287	T36	\$34,562.50
Total							\$34,562.50

Molinari, Edoardo (70.50)

Year	1st	2nd	3rd	4th	Total	Finish	Money
2011	72	71	71	68	282	T28	\$44,200.00
Total							\$44,200.00

Molinari, Francesco (71.25)

Year	1st	2nd	3rd	4th	Total	Finish	Money
2016	72	70	73	71	286	T17	\$95,525.71
2017	66	72	72	75	285	T24	59,357.14
2018	70	72	68	71	281	T16	115,500.00
2021	72	74			146	CUT	
2022	69	73			142	CUT	
Total							\$270,382.85

Moore, Patrick (75.50)

Year	1st	2nd	3rd	4th	Total	Finish	Money
2004	74	77			151	CUT	
Total							

Moore, Ryan (71.71)

Year	1st	2nd	3rd	4th	Total	Finish	Money
2007	74	72	74	75	295	T75	\$11,907.00
2008	72	75			147	CUT	
2009	73	72			145	CUT	
2010	73	73			146	CUT	
2011	69	69	72	73	283	T33	30,170.83
2012	65	70	68	74	277	T5	237,250.00
2013	67	75	68	73	283	T6	216,912.50
2014	70	71	76	66	283	T18	89,976.00
2015	71	71	73	70	285	T47	18,016.25
2016	74	73			147	CUT	
2018	73	73			146	CUT	
2021	69	72	73	74	288	T54	18,954.00
Total							\$623,186.58

Moore, Taylor (73.75)

Year	1st	2nd	3rd	4th	Total	Finish	Money
2022	69	71	79	76	295	T64	\$19,440.00
Total							\$19,440.00

Morland IV, David (73.00)

Year	1st	2nd	3rd	4th	Total	Finish	Money
2004	73	73			146	CUT	
Total							

Muñoz, Sebastián (73.25)

Year	1st	2nd	3rd	4th	Total	Finish	Money
2017	78	75			153	CUT	
2019	68	70	73	72	283	T38	\$32,390.00
2021	73	77			150	CUT	
Total							\$32,390.00

Muehr, Michael (73.50)

Year	1st	2nd	3rd	4th	Total	Finish	Money
2003	72	73	76	73	294	T65	\$11,536.00
Total							\$11,536.00

Mullinax, Trey (72.90)

Year	1st	2nd	3rd	4th	Total	Finish	Money
2017	79	69			148	CUT	
2018	77	71			148	CUT	
2019	72	69	73	71	285	T50	\$19,236.50
2022	70	78			148	CUT	
Total							\$19,236.50

Mulroy, Garth (73.00)

Year	1st	2nd	3rd	4th	Total	Finish	Money
2010	69	71	74	80	294	T69	\$12,870.00
2012	70	74			144	CUT	
Total							\$12,870.00

Murphy, Trevor (73.50)

Year	1st	2nd	3rd	4th	Total	Finish	Money
2008	71	76			147	CUT	
Total							

Murray, Grayson (72.90)

Year	1st	2nd	3rd	4th	Total	Finish	Money
2017	67	73	76	76	292	T63	\$15,900.00
2018	73	71	71	72	287	T59	16,863.00
2021	73	77			150	CUT	
Total							\$32,763.00

Na, Kevin (72.04)

Year	1st	2nd	3rd	4th	Total	Finish	Money
2004	75	71			146	CUT	
2005	74	74	72	72	292	T50	\$14,360.00
2008	73	72	75		220	T73	12,096.00
2009	78				78	W/D	
2010	72	69	73	69	283	T14	120,250.00
2011	69	69	67	71	276	5	260,000.00
2012	73	76			149	CUT	
2014	69	72	69	73	283	T18	89,976.00
2017	73	73			146	CUT	
Total							\$496,682.00

Nagy, Corey (74.00)

Year	1st	2nd	3rd	4th	Total	Finish	Money
2016	75	73			148	CUT	
Total							

Nash, Simon (74.50)

Year	1st	2nd	3rd	4th	Total	Finish	Money
2005	75	74			149	CUT	
Total							

Individual Player Results

Nazareth, Savio (83.00)

Year	1st	2nd	3rd	4th	Total	Finish	Money
2017	79	87			166	CUT	
Total							

Nesbitt, Drew (72.50)

Year	1st	2nd	3rd	4th	Total	Finish	Money
2022	68	77			145	CUT	
Total							

NeSmith, Matthew (71.38)

Year	1st	2nd	3rd	4th	Total	Finish	Money
2021	75	68	74	72	289	T58	\$18,063.00
2022	67	72	75	68	282	T31	55,012.50
Total							\$73,075.50

Niemann, Joaquin (71.20)

Year	1st	2nd	3rd	4th	Total	Finish	Money
2018	72	74			146	CUT	
2019	73	70	69	71	283	T38	\$32,390.00
2021	71	71	70	71	283	T18	96,390.00
Total							\$128,780.00

Nimmer, Bryson (73.50)

Year	1st	2nd	3rd	4th	Total	Finish	Money
2022	70	77			147	CUT	
Total							

Nitties, James (73.75)

Year	1st	2nd	3rd	4th	Total	Finish	Money
2009	73	74			147	CUT	
2010	72	76			148	CUT	
Total							

Noh, S.Y. (71.54)

Year	1st	2nd	3rd	4th	Total	Finish	Money
2012	68	70	70	71	279	T9	\$156,000.00
2013	74	75			149	CUT	
2014	76	71			147	CUT	
2017	69	74	67	71	281	T5	273,750.00
2021	74				74	W/D	
Total							\$429,750.00

Noren, Alex (72.50)

Year	1st	2nd	3rd	4th	Total	Finish	Money
2017	67	73	69	77	286	T31	\$44,475.00
2018	73	76			149	CUT	
Total							\$44,475.00

Norlander, Henrik (73.29)

Year	1st	2nd	3rd	4th	Total	Finish	Money
2013	74	70	69	72	285	T16	\$97,150.00
2016	72	71	79	73	295	T71	14,089.00
2021	80	76			156	CUT	
2022	70	69	75	76	290	T59	20,340.00
Total							\$131,579.00

Novak, Andrew (74.00)

Year	1st	2nd	3rd	4th	Total	Finish	Money
2022	71	77			148	CUT	
Total							

O'Hair, Sean (72.03)

Year	1st	2nd	3rd	4th	Total	Finish	Money
2005	73	74	77	70	294	T64	\$12,540.00
2006	75	73			148	CUT	
2007	75				75	W/D	
2009	69	72	67	69	277	1	1,170,000.00
2010	72	77			149	CUT	
2012	72	69	69	70	280	T15	100,750.00
2013	72	75			147	CUT	
2014	75	76			151	CUT	
2015	74	69	67	72	282	T20	71,621.25
2016	71	71	76	71	289	T35	35,222.50
2018	72	70	72	74	288	T63	16,247.00
2021	70	73	72	70	285	T37	36,045.00
Total							\$1,442,425.75

O'Hern, Nick (73.14)

Year	1st	2nd	3rd	4th	Total	Finish	Money
2007	75	69	69	75	288	T34	\$29,820.00
2008	71	70	71	76	288	T40	22,428.44
2009	69	76			145	CUT	
2010	73	76			149	CUT	
2012	77	77			154	CUT	
Total							\$52,248.44

O'Meara, Mark (73.25)

Year	1st	2nd	3rd	4th	Total	Finish	Money
2003	74	75			149	CUT	
2004	71	74			145	CUT	
2005	72	76	71	73	292	T50	\$14,360.00
Total							\$14,360.00

Oberholser, Arron (71.73)

Year	1st	2nd	3rd	4th	Total	Finish	Money
2003	74	73			147	CUT	
2004	69	68	68	72	277	2	\$604,800.00
2005	74				74	W/D	
2006	75	66	75	81	297	T65	13,167.00
2007	69	69	69	74	281	T7	196,350.00
Total							\$814,317.00

Odom, Jr., Gregory (76.00)

Year	1st	2nd	3rd	4th	Total	Finish	Money
2022	77	75			152	CUT	
Total							

Ogilvie, Joe (72.82)

Year	1st	2nd	3rd	4th	Total	Finish	Money
2004	68	71	76	69	284	T28	\$38,920.00
2005	76	81			157	CUT	
2006	73	73	69	73	288	T26	46,620.00
2007	81	69			150	CUT	
2008	73	72	75		220	T73	12,096.00
2009	71	72	69	73	285	T32	35,966.66
2010	73	69	74	71	287	T29	38,711.11
2011	72	71	71	75	289	T64	13,585.00
2012	71	75			146	CUT	
2013	72	77			149	CUT	
2014	76	72			148	CUT	
Total							\$185,898.77

Individual Player Results

Ogilvy, Geoff (71.52)

Year	1st	2nd	3rd	4th	Total	Finish	Money
2004	69	71	66	75	281	T10	\$128,800.00
2005	71	76	70	71	288	T22	55,700.00
2006	71	71	70	71	283	T10	163,800.00
2007	72	73	69	73	287	T24	46,620.00
2008	70	70	69	76	285	T22	66,560.00
2009	71	73	68	73	285	T32	35,966.67
2010	68	72	73	75	288	T38	27,950.00
2012	71	70	65	75	281	T21	67,600.00
2013	74	72	71	72	289	T38	28,810.00
2014	72	67	70	73	282	T14	120,750.00
2015	69	69	71	68	277	T7	228,975.00
2016	74	77			151	CUT	
2017	77	73			150	CUT	
2018	68	81			149	CUT	
Total							\$971,531.67

Olazábal, José María (72.33)

Year	1st	2nd	3rd	4th	Total	Finish	Money
2007	70	72	71	72	285	T16	\$91,350.00
2008	74	75			149	CUT	
Total							\$91,350.00

Olesen, Thorbjørn (73.50)

Year	1st	2nd	3rd	4th	Total	Finish	Money
2014	75	72			147	CUT	
Total							

Olsen, Dan (73.50)

Year	1st	2nd	3rd	4th	Total	Finish	Money
2004	74	73			147	CUT	
Total							

Olson, Blake (79.50)

Year	1st	2nd	3rd	4th	Total	Finish	Money
2016	78	81			159	CUT	
Total							

Oosthuizen, Louis (73.00)

Year	1st	2nd	3rd	4th	Total	Finish	Money
2015	76	70			146	CUT	
2018	74	72			146	CUT	
Total							

Oppenheim, Rob (74.00)

Year	1st	2nd	3rd	4th	Total	Finish	Money
2016	71	73	79	72	295	T71	\$14,089.00
2018	72	79			151	CUT	
2021	72	74			146	CUT	
Total							\$14,089.00

Ortiz, Alvaro (74.00)

Year	1st	2nd	3rd	4th	Total	Finish	Money
2019	77	71			148	CUT	
Total							

Ortiz, Carlos (72.07)

Year	1st	2nd	3rd	4th	Total	Finish	Money
2015	70	71	66	74	281	19	\$99,400.00
2016	71	74	74	74	293	T65	15,111.00
2019	72	73			145	CUT	
2021	70	68	73	79	290	T65	17,172.00
Total							\$131,683.00

Overton, Jeff (72.54)

Year	1st	2nd	3rd	4th	Total	Finish	Money
2006	78	71			149	CUT	
2008	74	72			146	CUT	
2009	70	71	73	75	289	T53	\$14,906.66
2010	71	76			147	CUT	
2011	70	71	71	71	283	T33	30,170.83
2012	68	71	70	77	286	T48	16,536.00
2014	71	75			146	CUT	
2015	74	73			147	CUT	
2016	71	71	77	74	293	T65	15,111.00
Total							\$76,724.49

Owen, Greg (73.88)

Year	1st	2nd	3rd	4th	Total	Finish	Money
2005	74	67	71	71	283	T7	\$193,500.00
2006	73	74			147	CUT	
2007	78	79			157	CUT	
2009	76	74			150	CUT	
2010	74	71	71	78	294	T69	12,870.00
2012	71	73			144	CUT	
2013	77	78			155	CUT	
2015	73	76			149	CUT	
2016	70	76			146	CUT	
2017	70	75	77		222	T76	13,875.00
Total							\$220,245.00

Painter, Anthony (74.00)

Year	1st	2nd	3rd	4th	Total	Finish	Money
2003	74	74			148	CUT	
Total							

Paisley, Chris (74.00)

Year	1st	2nd	3rd	4th	Total	Finish	Money
2018	75	73			148	CUT	
Total							

Palmer, Ryan (75.17)

Year	1st	2nd	3rd	4th	Total	Finish	Money
2004	77	70			147	CUT	
2005	70	80			150	CUT	
2007	77	77			154	CUT	
Total							

Pamplung, Rod (72.56)

Year	1st	2nd	3rd	4th	Total	Finish	Money
2003	72	76			148	CUT	
2005	72	72	73	72	289	T28	\$40,800.00
2006	75	71	72	76	294	T56	14,238.00
2007	71	70	71	73	285	T16	91,350.00
2008	71	70	75	66	282	T8	179,200.00
2009	70	79			149	CUT	
2010	70	75	73	75	293	T63	13,585.00
2013	69	69	74	78	290	T43	20,904.00
2018	71	76			147	CUT	
2019	74	71			145	CUT	
Total							\$360,077.00

Pan, C.T. (71.69)

Year	1st	2nd	3rd	4th	Total	Finish	Money
2017	74	79			153	CUT	
2018	73	70	74		217	T76	\$14,168.00
2021	74	69	72	68	283	T18	96,390.00
2022	68	71	70	70	279	T15	141,750.00
Total							\$252,308.00

Individual Player Results

Pappas, Brenden (71.83)

Year	1st	2nd	3rd	4th	Total	Finish	Money
2003	73	70	72	69	284	T18	\$78,400.00
2008	74	73			147	CUT	
Total							\$78,400.00

Park, Jin (75.50)

Year	1st	2nd	3rd	4th	Total	Finish	Money
2008	74	75			149	CUT	
2013	76	77			153	CUT	
Total							

Park, Sung Joon (78.00)

Year	1st	2nd	3rd	4th	Total	Finish	Money
2015	78	78			156	CUT	
Total							

Parnevik, Jesper (72.74)

Year	1st	2nd	3rd	4th	Total	Finish	Money
2003	75	75			150	CUT	
2004	70	75			145	CUT	
2005	69	73	75	76	293	T56	\$13,260.00
2006	73	71	70	71	285	T14	100,800.00
2007	79				79	W/D	
2008	71	74	71	67	283	T12	125,440.00
2013	72	75			147	CUT	
Total							\$239,500.00

Paulson, Carl (76.75)

Year	1st	2nd	3rd	4th	Total	Finish	Money
2003	77	70			147	CUT	
2005	78	82			160	CUT	
Total							

Paulson, Dennis (73.00)

Year	1st	2nd	3rd	4th	Total	Finish	Money
2005	73	74	76	69	292	T50	\$14,360.00
Total							\$14,360.00

Pavin, Corey (75.50)

Year	1st	2nd	3rd	4th	Total	Finish	Money
2003	78	76			154	CUT	
2004	71	77			148	CUT	
2005	77	73			150	CUT	
2007	74	78			152	CUT	
Total							

Peck, Jeff (82.50)

Year	1st	2nd	3rd	4th	Total	Finish	Money
2010	87	78			165	CUT	
Total							

Peoples, David (72.25)

Year	1st	2nd	3rd	4th	Total	Finish	Money
2004	70	71	75	73	289	T56	\$12,544.00
Total							\$12,544.00

Percy, Cameron (73.50)

Year	1st	2nd	3rd	4th	Total	Finish	Money
2010	69	79			148	CUT	
2013	76	73			149	CUT	
2015	70	78			148	CUT	
2017	74	73			147	CUT	
2021	72	76			148	CUT	
2022	70	72			142	CUT	
Total							

Pereira, Mito (77.00)

Year	1st	2nd	3rd	4th	Total	Finish	Money
2018	81	73			154	CUT	
Total							

Perez, Pat (71.46)

Year	1st	2nd	3rd	4th	Total	Finish	Money
2003	73	73			146	CUT	
2004	73	70	70	70	283	T21	\$54,160.00
2005	76	78			154	CUT	
2007	72	77			149	CUT	
2008	72	73	65	73	283	T12	125,440.00
2009	74	70	76	73	293	T65	13,520.00
2010	76	71			147	CUT	
2011	67	65	70	75	277	T6	217,750.00
2012	73	71			144	CUT	
2013	76	69	72	71	288	T32	37,073.33
2014	73	71	66	77	287	T44	20,861.00
2015	73	71	68	70	282	T20	71,621.25
2017	72	69	70	68	279	T2	660,000.00
2019	69	68	66	74	277	T8	213,300.00
2021	69	72	72	71	284	T26	53,275.91
Total							\$1,467,001.49

Perks, Craig (75.67)

Year	1st	2nd	3rd	4th	Total	Finish	Money
2003	73	73			146	CUT	
2004	77	75			152	CUT	
2005	76	70	79	78	303	79	\$10,920.00
2006	72	79			151	CUT	
2007	80	76			156	CUT	
Total							\$10,920.00

Pernice Jr., Tom (73.18)

Year	1st	2nd	3rd	4th	Total	Finish	Money
2003	73	67	74	68	282	T7	\$168,700.00
2004	73	76			149	CUT	
2005	74	74	70	72	290	T33	28,472.73
2006	79	73			152	CUT	
2007	78	75			153	CUT	
2008	72	75			147	CUT	
2009	72	69	77	68	286	T38	27,300.00
2012	76	75			151	CUT	
Total							\$224,472.73

Perry, Kenny (72.65)

Year	1st	2nd	3rd	4th	Total	Finish	Money
2003	72	73	71	75	291	T58	\$12,488.00
2005	68	76	69	73	286	T11	127,200.00
2007	77				77	W/D	
2008	74	71	73	71	289	T49	15,795.20
2010	66	79	75	72	292	T57	14,365.00
Total							\$169,848.20

Individual Player Results

Perry, Rod (75.50)

Year	1st	2nd	3rd	4th	Total	Finish	Money
2014	79	72			151	CUT	
Total							

Peterson, John (71.94)

Year	1st	2nd	3rd	4th	Total	Finish	Money
2013	73	76			149	CUT	
2014	72	76			148	CUT	
2015	71	70	70	71	282	T20	\$71,621.25
2017	70	69	74	74	287	T36	34,562.50
2018	65	77	72	71	285	T42	22,389.23
Total							\$128,572.98

Petrovic, Tim (72.84)

Year	1st	2nd	3rd	4th	Total	Finish	Money
2003	73	68	71	71	283	T11	\$111,200.00
2004	76	72			148	CUT	
2005	77	74			151	CUT	
2006	73	77			150	CUT	
2007	78	74			152	CUT	
2008	73	71	76		220	T73	12,096.00
2009	71	70	71	68	280	T5	212,875.00
2010	74	71	73	70	288	T38	27,950.00
2011	76	73			149	CUT	
Total							\$364,121.00

Pettersson, Carl (72.52)

Year	1st	2nd	3rd	4th	Total	Finish	Money
2003	75	76			151	CUT	
2004	73	73			146	CUT	
2005	75	72	69	78	294	T64	\$12,540.00
2006	71	74	75	71	291	T38	24,570.00
2007	68	73	71	74	286	T22	68,040.00
2008	72	73	74	72	291	T55	14,336.00
2009	75	75			150	CUT	
2010	74	71	78	68	291	T51	15,296.67
2011	68	68	72	70	278	T9	150,428.57
2012	69	72	70	74	285	T46	19,500.00
2014	73	71	74	77	295	T69	13,800.00
2015	68	72	72	73	285	T47	18,016.25
2017	79	69			148	CUT	
Total							\$336,527.49

Pettit, Turk (70.50)

Year	1st	2nd	3rd	4th	Total	Finish	Money
2022	67	72	71	72	282	T31	\$55,012.50
Total							\$55,012.50

Philo, Jr., Ron (82.00)

Year	1st	2nd	3rd	4th	Total	Finish	Money
2007	82	82			164	CUT	
Total							

Piercy, Scott (72.78)

Year	1st	2nd	3rd	4th	Total	Finish	Money
2003	72	75			147	CUT	
2004	74	80			154	CUT	
2009	73	77			150	CUT	
2010	75	71			146	CUT	
2015	76	72			148	CUT	
2021	70	68	73	70	281	T11	\$188,325.00
2022	67	71	73	73	284	T37	41,850.00
Total							\$230,175.00

Piller, Martin (74.75)

Year	1st	2nd	3rd	4th	Total	Finish	Money
2016	69	72	72	77	290	T41	\$22,642.16
2018	75	81			156	CUT	
2019	79	73			152	CUT	
Total							\$22,642.16

Pinckney, Scott (72.13)

Year	1st	2nd	3rd	4th	Total	Finish	Money
2015	76	68	66	75	285	T47	\$18,016.25
2016	73	72	73	74	292	T61	15,695.00
Total							\$33,711.25

Points, D.A. (72.97)

Year	1st	2nd	3rd	4th	Total	Finish	Money
2005	74	78			152	CUT	
2006	79	74			153	CUT	
2009	74	75			149	CUT	
2010	72	73	77	71	293	T63	\$13,585.00
2011	71	78			149	CUT	
2012	66	68	69	71	274	T2	572,000.00
2013	71	69	71	74	285	T16	97,150.00
2014	72	76			148	CUT	
2015	72	76			148	CUT	
2016	73	74			147	CUT	
2017	73	69	73	68	283	T12	142,500.00
2018	76	71			147	CUT	
2021	77	76			153	CUT	
Total							\$825,235.00

Poston, J.T. (71.31)

Year	1st	2nd	3rd	4th	Total	Finish	Money
2017	71	73	70	71	285	T24	\$59,357.14
2018	78	69			147	CUT	
2019	74	73			147	CUT	
2021	72	70	71	71	284	T26	53,275.91
2022	68	69	74	67	278	T9	218,250.00
Total							\$330,883.05

Potter, Jr., Ted (72.15)

Year	1st	2nd	3rd	4th	Total	Finish	Money
2012	74	71			145	CUT	
2013	71	70	75	72	288	T32	\$37,073.33
2014	72	73	74	69	288	T50	16,642.80
2018	72	71	69	71	283	T27	52,360.00
2019	74	72			146	CUT	
2021	71	71	76	75	293	T72	16,038.00
Total							\$122,114.13

Poulter, Ian (72.28)

Year	1st	2nd	3rd	4th	Total	Finish	Money
2005	72	77			149	CUT	
2007	78	70			148	CUT	
2008	71	71	74	70	286	T25	\$45,795.56
2009	71	70	70	69	280	T5	212,875.00
2016	70	74	77	71	292	T61	15,695.00
2021	72	74			146	CUT	
Total							\$274,365.56

Individual Player Results

Power, Seamus (71.11)

Year	1st	2nd	3rd	4th	Total	Finish	Money
2017	68	71	77	73	289	T49	\$18,950.00
2018	74	71	68	70	283	T27	52,360.00
2019	69	68	69	72	278	T13	143,780.00
2021	71	72	75	70	288	T54	18,954.00
2022	70	72			142	CUT	
Total							\$234,044.00

Presnell, Alistair (76.00)

Year	1st	2nd	3rd	4th	Total	Finish	Money
2013	76	76			152	CUT	
Total							

Price, Aron (72.25)

Year	1st	2nd	3rd	4th	Total	Finish	Money
2009	71	73	78	71	293	T65	\$13,520.00
2010	75	69	73	68	285	T17	91,000.00
Total							\$104,520.00

Price, Nick (71.71)

Year	1st	2nd	3rd	4th	Total	Finish	Money
2003	66	71	74	70	281	T5	\$212,800.00
2004	74	69	70	70	283	T21	54,160.00
2005	73	69	69	77	288	T22	55,700.00
2006	81	71			152	CUT	
Total							\$322,660.00

Pride, Dicky (72.80)

Year	1st	2nd	3rd	4th	Total	Finish	Money
2004	76	74			150	CUT	
2012	69	72	73	72	286	T48	\$16,536.00
2013	71	71	75	75	292	T58	14,874.00
Total							\$31,410.00

Prugh, Alex (72.33)

Year	1st	2nd	3rd	4th	Total	Finish	Money
2010	72	75			147	CUT	
2011	75	68	73	71	287	T59	\$14,300.00
2015	77	75			152	CUT	
2019	73	68	71	70	282	T31	44,804.29
Total							\$59,104.29

Purdy, Ted (72.27)

Year	1st	2nd	3rd	4th	Total	Finish	Money
2004	73	72			145	CUT	
2005	73	70	75	74	292	T50	\$14,360.00
2006	77	66	74	73	290	T35	32,445.00
2007	70	69	74	74	287	T24	46,620.00
2008	72	78			150	CUT	
2009	70	69	72	69	280	T5	212,875.00
2010	76	70			146	CUT	
Total							\$306,300.00

Putnam, Andrew (72.36)

Year	1st	2nd	3rd	4th	Total	Finish	Money
2015	76	73			149	CUT	
2018	74	71	74		219	T82	\$13,475.00
2021	70	72	74	70	286	T43	25,069.50
2022	71	71			142	CUT	
Total							\$38,544.50

Putnam, Michael (72.94)

Year	1st	2nd	3rd	4th	Total	Finish	Money
2007	72	70	76	73	291	T56	\$14,112.00
2008	75	75			150	CUT	
2011	71	73	77		221	T80	11,635.00
2014	73	69	72	77	291	T60	14,904.00
2015	70	73	72	72	287	T58	15,407.00
Total							\$56,058.00

Quigley, Brett (72.04)

Year	1st	2nd	3rd	4th	Total	Finish	Money
2003	73	73			146	CUT	
2004	66	72	74	75	287	T44	\$16,930.66
2005	71	69	77	70	287	T16	87,000.00
2006	74	68	69	74	285	T14	100,800.00
2007	70	74	69	70	283	T10	151,200.00
2008	76	73			149	CUT	
2009	71	76			147	CUT	
2010	73	72	73	71	289	T43	21,450.00
Total							\$377,380.66

Quinney, Jeff (75.50)

Year	1st	2nd	3rd	4th	Total	Finish	Money
2007	83	80			163	CUT	
2008	69	73	73	75	290	54	\$14,848.00
2009	73	76			149	CUT	
2010	74	79			153	CUT	
Total							\$14,848.00

Rahm, Jon (71.00)

Year	1st	2nd	3rd	4th	Total	Finish	Money
2017	69	71	69	71	280	4	\$360,000.00
2021	76	70			146	CUT	
Total							\$360,000.00

Rai, Aaron (70.50)

Year	1st	2nd	3rd	4th	Total	Finish	Money
2022	65	76			141	CUT	
Total							

Ramey, Chad (70.00)

Year	1st	2nd	3rd	4th	Total	Finish	Money
2022	69	66	73	72	280	T21	\$98,100.00
Total							\$98,100.00

Randolph, Jonathan (71.17)

Year	1st	2nd	3rd	4th	Total	Finish	Money
2015	70	71	71	70	282	T20	\$71,621.25
2017	69	73	73	67	282	T8	210,000.00
2018	74	69	72	75	290	T70	15,323.00
Total							\$296,944.25

Reavie, Chez (71.93)

Year	1st	2nd	3rd	4th	Total	Finish	Money
2008	72	78			150	CUT	
2009	72	73			145	CUT	
2010	73	73			146	CUT	
2011	69	73	73	69	284	T45	\$20,150.00
2012	71	75			146	CUT	
2013	73	74			147	CUT	
2017	72	71	70	75	288	T42	24,792.85
2019	70	71	70	68	279	T18	99,540.00
2021	71	79			150	CUT	
2022	69	71	72	67	279	T15	141,750.00
Total							\$286,232.85

Individual Player Results

Redman, Doc (71.63)

Year	1st	2nd	3rd	4th	Total	Finish	Money
2019	70	70	67	72	279	T18	\$99,540.00
2021	72	74			146	CUT	
2022	74	74			148	CUT	
Total							\$99,540.00

Reed, Patrick (71.00)

Year	1st	2nd	3rd	4th	Total	Finish	Money
2012	66	74	69	74	283	T32	\$34,450.00
2013	70	74	73	71	288	T32	37,073.33
2015	66	74	72	75	287	T58	15,407.00
2016	73	71	73	71	288	T28	47,502.14
2017	70	71	67	75	283	T12	142,500.00
2018	71	71	67	69	278	8	238,700.00
2019	67	69	71	74	281	T28	56,090.00
2021	71	69	69	70	279	T6	273,375.00
2022	68	79			147	CUT	
Total							\$845,097.47

Reeves, Seth (74.75)

Year	1st	2nd	3rd	4th	Total	Finish	Money
2019	76	76			152	CUT	
2022	69	78			147	CUT	
Total							

Reifers, Kyle (73.24)

Year	1st	2nd	3rd	4th	Total	Finish	Money
2007	80	70			150	CUT	
2008	74				74	W/D	
2012	70	72	69	79	290	T69	\$13,000.00
2015	76	77			153	CUT	
2016	72	72	73	73	290	T41	22,642.17
2017	72	70	73	73	288	T42	24,792.86
Total							\$60,435.03

Renner, Jim (73.56)

Year	1st	2nd	3rd	4th	Total	Finish	Money
2011	80	70			150	CUT	
2014	71	74	74	76	295	T69	\$13,800.00
2015	72	71	74		217	T74	13,561.00
Total							\$27,361.00

Ridings, Tag (72.67)

Year	1st	2nd	3rd	4th	Total	Finish	Money
2005	70	74	73	75	292	T50	\$14,360.00
2006	77	73			150	CUT	
2008	72	77			149	CUT	
2011	71	69	73	69	282	T28	44,200.00
2013	75	72			147	CUT	
2017	70	72	77	69	288	T42	24,792.86
Total							\$83,352.86

Riegger, John (71.50)

Year	1st	2nd	3rd	4th	Total	Finish	Money
2004	74	70	73	69	286	T35	\$25,293.34
Total							\$25,293.34

Riley, Chris (75.83)

Year	1st	2nd	3rd	4th	Total	Finish	Money
2003	76	79			155	CUT	
2006	75	77			152	CUT	
2010	77	71			148	CUT	
Total							

Ring, Willis (79.00)

Year	1st	2nd	3rd	4th	Total	Finish	Money
2010	78	80			158	CUT	
Total							

Roach, Wes (72.13)

Year	1st	2nd	3rd	4th	Total	Finish	Money
2014	71	71	69	73	284	T23	\$58,157.14
2019	70	71	74	78	293	T70	15,721.00
Total							\$73,878.14

Roberts, Loren (73.75)

Year	1st	2nd	3rd	4th	Total	Finish	Money
2003	73	73			146	CUT	
2005	80	69			149	CUT	
Total							

Rocha, Alexandre (73.25)

Year	1st	2nd	3rd	4th	Total	Finish	Money
2012	68	75	73	77	293	73	\$12,610.00
Total							\$12,610.00

Rodgers, Patrick (71.31)

Year	1st	2nd	3rd	4th	Total	Finish	Money
2015	68	68	70	68	274	T2	\$624,800.00
2016	72	75			147	CUT	
2017	75	76			151	CUT	
2018	71	73	72	68	284	T34	37,248.75
2021	68	68	79	70	285	T37	36,045.00
Total							\$698,093.75

Rodríguez, José de Jesús (74.50)

Year	1st	2nd	3rd	4th	Total	Finish	Money
2019	75	74			149	CUT	
Total							

Rollins, John (72.46)

Year	1st	2nd	3rd	4th	Total	Finish	Money
2003	74	75			149	CUT	
2004	77	69			146	CUT	
2005	71	74	69	74	288	T22	\$55,700.00
2006	79	70			149	CUT	
2007	70	76	73	72	291	T56	14,112.00
2009	70	74	76	71	291	T62	13,910.00
2011	73	68	74	68	283	T33	30,170.84
2013	69	74	72	71	286	T22	64,320.00
2014	73	73			146	CUT	
Total							\$178,212.84

Romero, Andres (72.27)

Year	1st	2nd	3rd	4th	Total	Finish	Money
2008	72	71	72	73	288	T40	\$22,428.45
2009	73	72			145	CUT	
2010	68	76	74	71	289	T43	21,450.00
2011	71	67	67	74	279	T16	97,500.00
2012	70	71	73	74	288	T57	14,235.00
2013	74	75			149	CUT	
2014	78	72			150	CUT	
2015	70	73	73	75	291	71	14,058.00
Total							\$169,671.45

Individual Player Results

Rose, Justin (71.25)

Year	1st	2nd	3rd	4th	Total	Finish	Money
2005	71	74	77	69	291	T44	\$18,140.00
2006	70	74	68	80	292	T47	16,657.20
2008	76	73			149	CUT	
2009	74	76			150	CUT	
2011	71	73	69	69	282	T28	44,200.00
2014	69	67	71	71	278	5	276,000.00
2016	70	70	69	71	280	3	496,400.00
2019	70	67	68	68	273	3	537,200.00
Total							\$1,388,597.20

Ruffels, Ryan (75.00)

Year	1st	2nd	3rd	4th	Total	Finish	Money
2018	78	72			150	CUT	
Total							

Rumford, Brett (76.50)

Year	1st	2nd	3rd	4th	Total	Finish	Money
2008	76	77			153	CUT	
Total							

Ryder, Sam (74.50)

Year	1st	2nd	3rd	4th	Total	Finish	Money
2018	71	75			146	CUT	
2021	74	78			152	CUT	
Total							

Sabbatini, Rory (72.13)

Year	1st	2nd	3rd	4th	Total	Finish	Money
2003	73	71	75	70	289	T40	\$18,663.28
2004	66	74	74	74	288	T50	13,402.66
2005	72	83			155	CUT	
2006	68	73	73	79	293	T52	14,773.50
2007	70	71	64	74	279	T3	365,400.00
2008	70	72	77	74	293	T67	13,120.00
2009	74	74			148	CUT	
2010	72	78			150	CUT	
2011	72	71	66	65	274	3	442,000.00
2012	70	78			148	CUT	
2013	70	77			147	CUT	
2014	74	68	71	67	280	T8	200,100.00
2015	76	72			148	CUT	
2017	78				78	W/D	
2018	71	71	73	68	283	T27	52,360.00
2019	76	66	67	70	279	T18	99,540.00
2021	72	78			150	CUT	
2022	67	69	77	72	285	T41	33,750.00
Total							\$1,253,109.44

Sainz Jr, Carlos (71.75)

Year	1st	2nd	3rd	4th	Total	Finish	Money
2015	74	69	72	72	287	T58	\$15,407.00
Total							\$15,407.00

Sanders, Curt (76.75)

Year	1st	2nd	3rd	4th	Total	Finish	Money
2008	76	82			158	CUT	
2009	76	73			149	CUT	
Total							

Sauers, Gene (72.83)

Year	1st	2nd	3rd	4th	Total	Finish	Money
2003	76	76			152	CUT	
2004	70	72	71	72	285	T32	\$33,133.34
Total							\$33,133.34

Saunders, Sam (71.94)

Year	1st	2nd	3rd	4th	Total	Finish	Money
2011	77	70			147	CUT	
2015	75	68	70	72	285	T47	\$18,016.25
2016	74	73			147	CUT	
2017	70	76			146	CUT	
2018	70	69	68	72	279	T9	200,200.00
2019	75	72			147	CUT	
Total							\$218,216.25

Schauffele, Xander (71.50)

Year	1st	2nd	3rd	4th	Total	Finish	Money
2017	71	70	76	68	285	T24	\$59,357.15
2018	74	71	71	75	291	T72	15,015.00
2021	72	71	68	71	282	T14	143,775.00
Total							\$218,147.15

Schenk, Adam (71.17)

Year	1st	2nd	3rd	4th	Total	Finish	Money
2018	77	75			152	CUT	
2019	67	74	67	70	278	T13	\$143,780.00
2021	74	72			146	CUT	
2022	69	68	73	68	278	T9	218,250.00
Total							\$362,030.00

Schneider, Cory (80.50)

Year	1st	2nd	3rd	4th	Total	Finish	Money
2021	81	80			161	CUT	
Total							

Schnell, Brady (73.00)

Year	1st	2nd	3rd	4th	Total	Finish	Money
2019	74	72			146	CUT	
Total							

Schniederjans, Ollie (71.10)

Year	1st	2nd	3rd	4th	Total	Finish	Money
2016	72	74			146	CUT	
2018	68	73	73	70	284	T34	\$37,248.75
2019	74	69	68	70	281	T28	56,090.00
Total							\$93,338.75

Schwab, Matthias (71.00)

Year	1st	2nd	3rd	4th	Total	Finish	Money
2022	70	72			142	CUT	
Total							

Schwartzel, Charl (71.00)

Year	1st	2nd	3rd	4th	Total	Finish	Money
2015	77	73			150	CUT	
2018	70	67	70	72	279	T9	\$200,200.00
2021	71	71	70	70	282	T14	143,775.00
2022	70	71			141	CUT	
Total							\$343,975.00

Individual Player Results

Scott, Adam (71.94)

Year	1st	2nd	3rd	4th	Total	Finish	Money
2005	76	69	69	73	287	T16	\$87,000.00
2006	71	72	66	71	280	3	428,400.00
2007	73	69	73	72	287	T24	46,620.00
2008	72	73	66	71	282	T8	179,200.00
2009	77	75			152	CUT	
2010	78	73			151	CUT	
2015	71	74			145	CUT	
2016	73	70	72	71	286	T17	95,525.71
2017	71	74	72	70	287	T36	34,562.50
2018	75	70	72		217	T76	14,168.00
Total							\$885,476.21

Scott, Steve (76.00)

Year	1st	2nd	3rd	4th	Total	Finish	Money
2019	75	77			152	CUT	
Total							

Seiffert, Chase (72.00)

Year	1st	2nd	3rd	4th	Total	Finish	Money
2021	71	75			146	CUT	
2022	67	73	74	72	286	T46	\$26,670.00
Total							\$26,670.00

Senden, John (71.48)

Year	1st	2nd	3rd	4th	Total	Finish	Money
2003	69	74	73	73	289	T40	\$18,663.27
2004	69	73	71	72	285	T32	33,133.33
2005	72	77			149	CUT	
2006	71	73	69	74	287	T22	63,000.00
2007	72	70	69	72	283	T10	151,200.00
2008	72	71	71	72	286	T25	45,795.55
2009	71	72	73	69	285	T32	35,966.67
2010	74	72			146	CUT	
2011	74	64	72	73	283	T33	30,170.83
2012	66	68	72	74	280	T15	100,750.00
2013	70	73	67	76	286	T22	64,320.00
2016	68	72	73	73	286	T17	95,525.71
2019	68	73	69	76	286	T54	17,933.00
Total							\$656,458.36

Sheehan, Patrick (72.88)

Year	1st	2nd	3rd	4th	Total	Finish	Money
2003	72	71	77	70	290	T51	\$13,104.00
2005	68	75	70	77	290	T33	28,472.72
2006	77	73			150	CUT	
2008	74	71	73	74	292	T62	13,568.00
2012	72	72			144	CUT	
Total							\$55,144.72

Shelton, Robby (72.83)

Year	1st	2nd	3rd	4th	Total	Finish	Money
2017	73	72	70	75	290	T52	\$17,314.28
2021	74	73			147	CUT	
Total							\$17,314.28

Short, Matthew (73.25)

Year	1st	2nd	3rd	4th	Total	Finish	Money
2019	76	67	74	76	293	T70	\$15,721.00
Total							\$15,721.00

Short, Jr., Wes (75.50)

Year	1st	2nd	3rd	4th	Total	Finish	Money
2006	77	69	77	81	304	73	\$12,222.00
2013	74	75			149	CUT	
Total							\$12,222.00

Sigg, Greyson (73.50)

Year	1st	2nd	3rd	4th	Total	Finish	Money
2022	71	76			147	CUT	
Total							

Silverman, Ben (72.75)

Year	1st	2nd	3rd	4th	Total	Finish	Money
2018	74	72			146	CUT	
2019	71	74			145	CUT	
Total							

Simpson, Webb (71.11)

Year	1st	2nd	3rd	4th	Total	Finish	Money
2009	74	75			149	CUT	
2010	74	73			147	CUT	
2011	70	67	74	69	280	T21	\$72,800.00
2012	65	68	69	73	275	4	312,000.00
2013	70	74	71	73	288	T32	37,073.33
2014	68	73	70	75	286	T38	28,980.00
2015	67	67	68	72	274	T2	624,800.00
2016	75	74			149	CUT	
2017	73	75			148	CUT	
2018	72	70	71	69	282	T21	77,000.00
2019	69	73	69	68	279	T18	99,540.00
2022	69	76			145	CUT	
Total							\$1,252,193.33

Sindelar, Joey (71.17)

Year	1st	2nd	3rd	4th	Total	Finish	Money
2003	76	70			146	CUT	
2004	69	69	70	69	277	1	\$1,008,000.00
2005	68	71	73	78	290	T33	28,472.72
2006	71	74	68	69	282	T6	203,962.50
2007	69	72	70	75	286	T22	68,040.00
Total							\$1,308,475.22

Singh, Jeev Milkha (76.00)

Year	1st	2nd	3rd	4th	Total	Finish	Money
2009	76	76			152	CUT	
Total							

Singh, Vijay (71.73)

Year	1st	2nd	3rd	4th	Total	Finish	Money
2003	73	72	67	68	280	T2	\$418,133.34
2004	68	70	71	72	281	T10	128,800.00
2005	70	69	71	66	276	1	1,080,000.00
2006	71	68	71	81	291	T38	24,570.00
2007	67	71	69	74	281	T7	196,350.00
2008	70	70	70	74	284	T17	89,600.00
2009	76	74			150	CUT	
2010	77	72			149	CUT	
2011	68	68	73	69	278	T9	150,428.57
2012	68	77			145	CUT	
2014	69	72	71	73	285	T30	40,106.25
2015	74	73			147	CUT	
2016	73	72	77	74	296	T77	13,505.00
2017	73	78			151	CUT	
2018	74	75			149	CUT	
Total							\$2,141,493.16

Individual Player Results

Skinns, David (72.50)

Year	1st	2nd	3rd	4th	Total	Finish	Money
2022	70	75			145	CUT	
Total							

Sloan, Roger (72.90)

Year	1st	2nd	3rd	4th	Total	Finish	Money
2015	72	75			147	CUT	
2019	74	71			145	CUT	
2021	76	64	72	77	289	T58	\$18,063.00
2022	69	79			148	CUT	
Total							\$18,063.00

Slocum, Heath (71.95)

Year	1st	2nd	3rd	4th	Total	Finish	Money
2003	73	75			148	CUT	
2004	67	75	67	72	281	T10	\$128,800.00
2005	73	75	74	71	293	T56	13,260.00
2007	68	77	71	71	287	T24	46,620.00
2008	71	68	68	73	280	T5	243,200.00
2009	76	70			146	CUT	
2010	69	74	70	74	287	T29	38,711.11
2011	73	70	74		217	T72	12,545.00
2012	69	67	75	72	283	T32	34,450.00
2014	77	68	74	72	291	T60	14,904.00
2015	72	77			149	CUT	
Total							\$532,490.11

Sluman, Jeff (72.44)

Year	1st	2nd	3rd	4th	Total	Finish	Money
2004	70	73	70	74	287	T44	\$16,930.66
2005	71	70	75	71	287	T16	87,000.00
2006	74	72	72	74	292	T47	16,657.20
2007	71	76	73	73	293	T67	12,915.00
Total							\$133,502.86

Smalley, Alex (72.50)

Year	1st	2nd	3rd	4th	Total	Finish	Money
2022	70	75			145	CUT	
Total							

Smith, Byron (73.00)

Year	1st	2nd	3rd	4th	Total	Finish	Money
2015	74	72			146	CUT	
Total							

Smith, Cameron (74.00)

Year	1st	2nd	3rd	4th	Total	Finish	Money
2016	73	75			148	CUT	
Total							

Smith, Chris (74.38)

Year	1st	2nd	3rd	4th	Total	Finish	Money
2003	70	72	77	74	293	T62	\$11,984.00
2004	73	73			146	CUT	
2005	76	80			156	CUT	
Total							\$11,984.00

Smith, Jerry (77.50)

Year	1st	2nd	3rd	4th	Total	Finish	Money
2006	80	75			155	CUT	
Total							

Smith, Nate (72.83)

Year	1st	2nd	3rd	4th	Total	Finish	Money
2011	74	72			146	CUT	
2013	67	74	77	73	291	T50	\$15,828.75
Total							\$15,828.75

Smotherman, Austin (70.25)

Year	1st	2nd	3rd	4th	Total	Finish	Money
2022	68	71	73	69	281	T25	\$69,150.00
Total							\$69,150.00

Snedeker, Brandt (73.80)

Year	1st	2nd	3rd	4th	Total	Finish	Money
2007	75	74			149	CUT	
2008	73	69	76	73	291	T55	\$14,336.00
2010	70	75	76	77	298	T76	12,155.00
Total							\$26,491.00

Snyder III, Joey (74.25)

Year	1st	2nd	3rd	4th	Total	Finish	Money
2005	74	75			149	CUT	
2013	76	72			148	CUT	
Total							

Spaun, J.J. (70.75)

Year	1st	2nd	3rd	4th	Total	Finish	Money
2021	69	75	69	70	283	T18	\$96,390.00
Total							\$96,390.00

Spieth, Jordan (72.00)

Year	1st	2nd	3rd	4th	Total	Finish	Money
2013	69	71	75	73	288	T32	\$37,073.34
Total							\$37,073.34

Stadler, Kevin (73.37)

Year	1st	2nd	3rd	4th	Total	Finish	Money
2005	76	77			153	CUT	
2007	79	70			149	CUT	
2008	75	70	71	70	286	T25	\$45,795.56
2010	72	75			147	CUT	
2011	80	76			156	CUT	
2012	68	74	70	70	282	T26	47,125.00
2013	73	71	77		221	T73	12,596.00
Total							\$105,516.56

Stallings, Scott (73.48)

Year	1st	2nd	3rd	4th	Total	Finish	Money
2011	70	74	73		217	T72	\$12,545.00
2012	77	74			151	CUT	
2013	77	73			150	CUT	
2014	76	73			149	CUT	
2015	73	73			146	CUT	
2016	71	74	74	72	291	T53	16,589.25
2017	73	74			147	CUT	
2018	79	73			152	CUT	
2019	76	72			148	CUT	
2021	69	69	70	78	286	T43	25,069.50
Total							\$54,203.75

Stamey, Nathan (74.50)

Year	1st	2nd	3rd	4th	Total	Finish	Money
2019	77	72			149	CUT	
Total							

Individual Player Results

Stankowski, Paul (74.80)

Year	1st	2nd	3rd	4th	Total	Finish	Money
2003	78	74			152	CUT	
2004	74	76			150	CUT	
2007	78	80			158	CUT	
2011	75	69	70	74	288	T62	\$13,975.00
Total							\$13,975.00

Stanley, Kyle (71.11)

Year	1st	2nd	3rd	4th	Total	Finish	Money
2011	72	71	69	72	284	T45	\$20,150.00
2012	70	75			145	CUT	
2013	74	68	73	68	283	T6	216,912.50
2014	74	71	75	71	291	T60	14,904.00
2016	73	74			147	CUT	
2018	67	72	71	70	280	T13	148,866.67
2019	69	69	71	68	277	T8	213,300.00
2021	67	74	68	75	284	T26	53,275.90
Total							\$667,409.07

Stauffer, Kent (77.50)

Year	1st	2nd	3rd	4th	Total	Finish	Money
2003	77	78			155	CUT	
Total							

Steele, Brendan (71.62)

Year	1st	2nd	3rd	4th	Total	Finish	Money
2011	77	66	72	71	286	T55	\$14,755.00
2012	71	72	71	72	286	T48	16,536.00
2013	75	74			149	CUT	
2014	72	72	69	72	285	T30	40,106.25
2015	69	69	68	72	278	T9	184,600.00
2016	71	70	72	72	285	T14	131,400.00
2019	72	70	75	69	286	T54	17,933.00
2021	72	72	70	78	292	T70	16,524.00
2022	68	70	78	72	288	T51	21,762.00
Total							\$443,616.25

Stefani, Shawn (71.46)

Year	1st	2nd	3rd	4th	Total	Finish	Money
2013	69	73	72	73	287	T27	\$47,570.00
2014	69	68	75	75	287	T44	20,861.00
2015	69	70	70	69	278	T9	184,600.00
2016	78	73			151	CUT	
2017	69	72	77	74	292	T63	15,900.00
2018	71	69	73	72	285	T42	22,389.23
2019	76	65	70	67	278	T13	143,780.00
Total							\$435,100.23

Stegmaier, Brett (74.33)

Year	1st	2nd	3rd	4th	Total	Finish	Money
2016	72	72	73	78	295	T71	\$14,089.00
2017	74	77			151	CUT	
Total							\$14,089.00

Stenson, Henrik (72.80)

Year	1st	2nd	3rd	4th	Total	Finish	Money
2007	72	74	72	76	294	T69	\$12,411.00
2011	75	76			151	CUT	
2012	74	70			144	CUT	
2013	76	76			152	CUT	
2015	72	71	73	71	287	T58	15,407.00
2016	72	75			147	CUT	
2019	74	67	70	70	281	T28	56,090.00
Total							\$83,908.00

Sterling, Scott (78.50)

Year	1st	2nd	3rd	4th	Total	Finish	Money
2008	77	80			157	CUT	
Total							

Stiles, Darron (74.75)

Year	1st	2nd	3rd	4th	Total	Finish	Money
2003	77	73			150	CUT	
2013	77	72			149	CUT	
Total							

Straka, Sepp (71.88)

Year	1st	2nd	3rd	4th	Total	Finish	Money
2019	74	72			146	CUT	
2021	69	74	70	75	288	T54	\$18,954.00
2022	70	71			141	CUT	
Total							\$18,954.00

Strange, Curtis (75.00)

Year	1st	2nd	3rd	4th	Total	Finish	Money
2003	76	74			150	CUT	
Total							

Streb, Robert (71.46)

Year	1st	2nd	3rd	4th	Total	Finish	Money
2013	75	74			149	CUT	
2014	71	69	71	73	284	T23	\$58,157.14
2015	65	69	71	71	276	T4	293,466.66
2016	75	70	73	70	288	T28	47,502.15
2017	72	71	72	70	285	T24	59,357.15
2018	73	72	69	71	285	T42	22,389.23
2019	76	70			146	CUT	
2021	71	74			145	CUT	
Total							\$480,872.33

Streelman, Kevin (72.29)

Year	1st	2nd	3rd	4th	Total	Finish	Money
2008	78	73			151	CUT	
2009	70	80			150	CUT	
2010	74	75			149	CUT	
2013	68	72	71	72	283	T6	\$216,912.50
2014	72	69	71	70	282	T14	120,750.00
2015	69	71	70	68	278	T9	184,600.00
2016	71	75			146	CUT	
2017	78	77			155	CUT	
2018	79	71			150	CUT	
2019	71	69	70	74	284	T45	23,131.20
2021	69	72	71	72	284	T26	53,275.91
2022	74	72			146	CUT	
Total							\$598,669.61

Stricker, Steve (71.88)

Year	1st	2nd	3rd	4th	Total	Finish	Money
2003	75	75			150	CUT	
2007	72	70	66	69	277	2	\$680,400.00
2008	78	70			148	CUT	
Total							\$680,400.00

Individual Player Results

Stroud, Chris (72.86)

Year	1st	2nd	3rd	4th	Total	Finish	Money
2008	78	75			153	CUT	
2009	73	69	78	69	289	T53	\$14,906.67
2010	73	71	71	72	287	T29	38,711.11
2011	72	71	69	77	289	T64	13,585.00
2012	73	71			144	CUT	
2013	71	75	76		222	T80	11,926.00
2014	75	72			147	CUT	
2015	74	73			147	CUT	
2016	70	72	75	72	289	T35	35,222.50
2017	74	72			146	CUT	
2018	73	72	71	73	289	T67	15,708.00
2019	73	75			148	CUT	
Total							\$130,059.28

Stuard, Brian (72.91)

Year	1st	2nd	3rd	4th	Total	Finish	Money
2010	69	76	71	76	292	T57	\$14,365.00
2013	78	75			153	CUT	
2014	72	74			146	CUT	
2015	70	70	73	71	284	T38	27,690.00
2016	73	76			149	CUT	
2018	78	71			149	CUT	
2021	68	73	76	68	285	T37	36,045.00
2022	72	74			146	CUT	
Total							\$78,100.00

Sucher, Zack (72.33)

Year	1st	2nd	3rd	4th	Total	Finish	Money
2017	76	73			149	CUT	
2019	72	71	73	69	285	T50	\$19,236.50
Total							\$19,236.50

Suh, Justin (77.50)

Year	1st	2nd	3rd	4th	Total	Finish	Money
2021	71	84			155	CUT	
Total							

Sullivan, Chip (74.00)

Year	1st	2nd	3rd	4th	Total	Finish	Money
2008	77	71			148	CUT	
Total							

Summerhays, Daniel (73.17)

Year	1st	2nd	3rd	4th	Total	Finish	Money
2011	78	78			156	CUT	
2012	71	77			148	CUT	
2013	67	73	75	75	290	T43	\$20,904.00
2014	70	72	72	75	289	T55	15,801.00
2015	74	75			149	CUT	
2016	69	75	71	70	285	T14	131,400.00
Total							\$168,105.00

Sutherland, Kevin (72.26)

Year	1st	2nd	3rd	4th	Total	Finish	Money
2003	71	69	74	76	290	T51	\$13,104.00
2004	71	68	71	71	281	T10	128,800.00
2005	72	71	74	73	290	T33	28,472.73
2006	71	71	70	73	285	T14	100,800.00
2007	75	69	71	72	287	T24	46,620.00
2008	74	75			149	CUT	
2009	71	72	75	70	288	T47	16,921.67
2010	72	68	73	80	293	T63	13,585.00
2011	74	71			145	CUT	
2013	73	73	75		221	T73	12,596.00
Total							\$360,899.40

Svensson, Adam (72.25)

Year	1st	2nd	3rd	4th	Total	Finish	Money
2019	73	71			144	CUT	
2022	66	79			145	CUT	
Total							

Svoboda, Andrew (72.88)

Year	1st	2nd	3rd	4th	Total	Finish	Money
2013	70	78			148	CUT	
2014	72	72	69	74	287	T44	\$20,861.00
2015	72	76			148	CUT	
Total							\$20,861.00

Swafford, Hudson (73.20)

Year	1st	2nd	3rd	4th	Total	Finish	Money
2014	77	73			150	CUT	
2017	72	73	74	70	289	T49	\$18,950.00
2018	70	76			146	CUT	
2019	73	74			147	CUT	
Total							\$18,950.00

Tambellini, Roger (74.33)

Year	1st	2nd	3rd	4th	Total	Finish	Money
2004	71	79			150	CUT	
2010	74	71	76	75	296	74	\$12,480.00
Total							\$12,480.00

Tanaka, Hidemichi (74.07)

Year	1st	2nd	3rd	4th	Total	Finish	Money
2003	74	71	72	74	291	T58	\$12,488.00
2004	72	71	77	80	300	72	10,976.00
2005	74	72	77	72	295	T68	12,060.00
2006	76	75			151	CUT	
Total							\$35,524.00

Tarren, Callum (72.25)

Year	1st	2nd	3rd	4th	Total	Finish	Money
2022	65	74	77	73	289	T56	\$20,790.00
Total							\$20,790.00

Tataurangi, Phil (76.00)

Year	1st	2nd	3rd	4th	Total	Finish	Money
2003	78	77			155	CUT	
2006	73	76			149	CUT	
Total							

Taylor, Nick (71.45)

Year	1st	2nd	3rd	4th	Total	Finish	Money
2015	71	75			146	CUT	
2016	73	75			148	CUT	
2017	71	69	71	71	282	T8	\$210,000.00
2018	77	70			147	CUT	
2019	67	75	72	72	286	T54	17,933.00
2021	74	67	74	69	284	T26	53,275.91
2022	67	73	69	70	279	T15	141,750.00
Total							\$422,958.91

Individual Player Results

Taylor, Vaughn (71.85)

Year	1st	2nd	3rd	4th	Total	Finish	Money
2004	74	73			147	CUT	
2005	74	70	71	67	282	T5	\$228,000.00
2006	70	70	71	71	282	T6	203,962.50
2007	73	75			148	CUT	
2008	69	75	78		222	T80	11,328.00
2009	73	75			148	CUT	
2010	71	75			146	CUT	
2011	74	71			145	CUT	
2012	75	73			148	CUT	
2013	70	72	71	71	284	T10	148,516.67
2016	72	73	73	71	289	T35	35,222.50
2017	71	69	70	73	283	T12	142,500.00
2018	74	68	71	72	285	T42	22,389.23
2019	68	71	68	71	278	T13	143,780.00
2021	72	77			149	CUT	
2022	69	72			141	CUT	
Total							\$935,698.90

Teater, Josh (72.44)

Year	1st	2nd	3rd	4th	Total	Finish	Money
2010	74	74			148	CUT	
2011	69	77			146	CUT	
2012	69	73	71	70	283	T32	\$34,450.00
2013	72	73	71	72	288	T32	37,073.34
2014	72	73	75	70	290	T57	15,456.00
2019	77	72			149	CUT	
Total							\$86,979.34

Thatcher, Roland (74.29)

Year	1st	2nd	3rd	4th	Total	Finish	Money
2008	74	71	78		223	T84	\$10,880.00
2009	76	70			146	CUT	
2010	75	76			151	CUT	
Total							\$10,880.00

Thomas, Justin (70.79)

Year	1st	2nd	3rd	4th	Total	Finish	Money
2015	69	73	65	70	277	T7	\$228,975.00
2016	73	75			148	CUT	
2018	73	69	70	70	282	T21	77,000.00
2021	69	73	71	71	284	T26	53,275.91
Total							\$359,250.91

Thompson, Chris (73.50)

Year	1st	2nd	3rd	4th	Total	Finish	Money
2019	74	73			147	CUT	
Total							

Thompson, Curtis

Year	1st	2nd	3rd	4th	Total	Finish	Money
Total							

Thompson, Kyle (74.75)

Year	1st	2nd	3rd	4th	Total	Finish	Money
2008	76	74			150	CUT	
2011	77	74			151	CUT	
2012	71	74			145	CUT	
2018	74	78			152	CUT	
Total							

Thompson, Matt (74.50)

Year	1st	2nd	3rd	4th	Total	Finish	Money
2015	71	78			149	CUT	
Total							

Thompson, Michael (72.57)

Year	1st	2nd	3rd	4th	Total	Finish	Money
2011	73	69	70	77	289	T64	\$13,585.00
2012	71	74			145	CUT	
2014	71	69	69	72	281	T11	158,700.00
2015	67	71	73	72	283	T28	43,310.00
2016	78	76			154	CUT	
2017	76	76			152	CUT	
2018	68	73	69	75	285	T42	22,389.23
2019	72	75			147	CUT	
2021	72	74			146	CUT	
2022	71	69	82	73	295	T64	19,440.00
Total							\$257,424.23

Thompson, Nicholas (74.57)

Year	1st	2nd	3rd	4th	Total	Finish	Money
2008	75	71			146	CUT	
2009	71	76			147	CUT	
2010	75	81			156	CUT	
2013	75	78			153	CUT	
2014	73	75			148	CUT	
2015	75	72			147	CUT	
2022	77	70			147	CUT	
Total							

Tidland, Chris (72.75)

Year	1st	2nd	3rd	4th	Total	Finish	Money
2010	72	71	73	75	291	T51	\$15,296.66
Total							\$15,296.66

Todd, Brendon (72.31)

Year	1st	2nd	3rd	4th	Total	Finish	Money
2009	70	70	72	76	288	T47	\$16,921.66
2012	79	70			149	CUT	
2014	71	77			148	CUT	
2016	74	73			147	CUT	
2017	72	74			146	CUT	
2019	68	70	73	68	279	T18	99,540.00
Total							\$116,461.66

Toledo, Esteban (73.75)

Year	1st	2nd	3rd	4th	Total	Finish	Money
2003	75	74			149	CUT	
2004	71	75			146	CUT	
Total							

Tomasulo, Peter (72.60)

Year	1st	2nd	3rd	4th	Total	Finish	Money
2009	74	69	73	74	290	T59	\$14,300.00
2011	73	72			145	CUT	
2013	71	73	72	75	291	T50	15,828.75
Total							\$30,128.75

Individual Player Results

Toms, David (71.68)

Year	1st	2nd	3rd	4th	Total	Finish	Money
2003	70	69	66	73	278	1	\$1,008,000.00
2004	75	71			146	CUT	
2005	79	74			153	CUT	
2008	67	75	72	70	284	T17	89,600.00
2009	71	71	67	73	282	T18	87,750.00
2010	71	75			146	CUT	
2011	66	72	71	72	281	T24	55,412.50
2012	74	65	70	71	280	T15	100,750.00
2015	72	70	73	77	292	72	13,916.00
2016	72	73	75	75	295	T71	14,089.00
Total							\$1,369,517.50

Tracy, Ethan (74.50)

Year	1st	2nd	3rd	4th	Total	Finish	Money
2016	73	76			149	CUT	
Total							

Trahan, D.J. (72.57)

Year	1st	2nd	3rd	4th	Total	Finish	Money
2005	72	67	71	74	284	9	\$174,000.00
2006	72	70	71	72	285	T14	100,800.00
2007	76	74			150	CUT	
2008	71	73	73	72	289	T49	15,795.20
2009	75	76			151	CUT	
2010	73	72	72	77	294	T69	12,870.00
2011	70	73	70	70	283	T33	30,170.84
2021	74	70	77	75	296	76	15,633.00
Total							\$349,269.04

Trainer, Martin (73.40)

Year	1st	2nd	3rd	4th	Total	Finish	Money
2019	73	71			144	CUT	
2021	74	73			147	CUT	
2022	76				76	W/D	
Total							

Tringale, Cameron (72.63)

Year	1st	2nd	3rd	4th	Total	Finish	Money
2010	78	71			149	CUT	
2011	70	72	72	73	287	T59	\$14,300.00
2012	69	74	70	75	288	T57	14,235.00
2013	73	79			152	CUT	
2014	74	68	79	70	291	T60	14,904.00
2016	72	70	73	75	290	T41	22,642.17
2017	74	72			146	CUT	
2018	70	70	70	73	283	T27	52,360.00
2019	71	77			148	CUT	
2021	72	73			145	CUT	
Total							\$118,441.17

Triplett, Kirk (72.27)

Year	1st	2nd	3rd	4th	Total	Finish	Money
2003	69	74	67	71	281	T5	\$212,800.00
2004	64	73	71	74	282	T15	86,800.00
2005	75	76			151	CUT	
2006	76				76	W/D	
2007	74	74			148	CUT	
2009	74	72			146	CUT	
Total							\$299,600.00

Tryon, Ty (75.00)

Year	1st	2nd	3rd	4th	Total	Finish	Money
2003	75	75			150	CUT	
Total							

Turner, Jerod (75.00)

Year	1st	2nd	3rd	4th	Total	Finish	Money
2010	76	74			150	CUT	
Total							

Turnesa, Marc (74.25)

Year	1st	2nd	3rd	4th	Total	Finish	Money
2008	78	74			152	CUT	
2011	71	74			145	CUT	
Total							

Tway, Bob (73.75)

Year	1st	2nd	3rd	4th	Total	Finish	Money
2007	72	75	71	77	295	T75	\$11,907.00
Total							\$11,907.00

Tway, Kevin (72.25)

Year	1st	2nd	3rd	4th	Total	Finish	Money
2014	73	72	75	72	292	T65	\$14,352.00
2017	72	70	69	70	281	T5	273,750.00
2018	73	73			146	CUT	
2021	73	71	76	73	293	T72	16,038.00
2022	73	71			144	CUT	
Total							\$304,140.00

Uihlein, Peter (70.50)

Year	1st	2nd	3rd	4th	Total	Finish	Money
2018	72	72	62	71	277	T5	\$281,050.00
2019	73	73			146	CUT	
2022	68	73			141	CUT	
Total							\$281,050.00

Uresti, Omar (76.00)

Year	1st	2nd	3rd	4th	Total	Finish	Money
2004	74	77			151	CUT	
2010	81	72			153	CUT	
Total							

Van Aswegen, Tyrone (74.13)

Year	1st	2nd	3rd	4th	Total	Finish	Money
2014	78	74			152	CUT	
2015	78	75			153	CUT	
2016	73	73			146	CUT	
2017	72	73	73	70	288	T42	\$24,792.86
2018	72	73	74		219	T82	13,475.00
2019	79	75			154	CUT	
Total							\$38,267.86

van der Walt, Dawie (71.63)

Year	1st	2nd	3rd	4th	Total	Finish	Money
2016	67	77	69	75	288	T28	\$47,502.14
2022	69	70	76	70	285	T41	33,750.00
Total							\$81,252.14

Individual Player Results

Van Pelt, Bo (72.05)

Year	1st	2nd	3rd	4th	Total	Finish	Money
2005	72	74	74	78	298	74	\$11,520.00
2006	70	64	73	75	282	T6	203,962.50
2007	77	70	75	70	292	T61	13,419.00
2008	70	78			148	CUT	
2009	69	71	71	73	284	T29	44,200.00
2010	65	76	71	68	280	5	260,000.00
2011	71	67	72	73	283	T33	30,170.83
2012	78				78	W/D	
2013	74	70	68	71	283	T6	216,912.50
2014	77	70			147	CUT	
2015	70	71	72	72	285	T47	18,016.25
2021	72	72	73	73	290	T65	17,172.00
2022	72	76			148	CUT	
Total							\$815,373.08

van Rooyen, Erik (73.00)

Year	1st	2nd	3rd	4th	Total	Finish	Money
2021	73	73			146	CUT	
Total							

Varner III, Harold (72.69)

Year	1st	2nd	3rd	4th	Total	Finish	Money
2014	78	72			150	CUT	
2016	72	69	74	72	287	T24	\$62,232.50
2017	74	74			148	CUT	
2018	72	72	68	74	286	T55	17,479.00
2019	77	70			147	CUT	
2021	72	73			145	CUT	
Total							\$79,711.50

Veazey, Vance (77.00)

Year	1st	2nd	3rd	4th	Total	Finish	Money
2010	76	78			154	CUT	
Total							

Vegas, Jhonattan (71.48)

Year	1st	2nd	3rd	4th	Total	Finish	Money
2011	75	72			147	CUT	
2012	72	72			144	CUT	
2014	74	72			146	CUT	
2015	72	72	74		218	T76	\$13,206.00
2016	73	70	74	74	291	T53	16,589.25
2018	70	74	72	69	285	T42	22,389.24
2019	72	67	69	69	277	T8	213,300.00
2021	70	71	73	72	286	T43	25,069.50
2022	68	69	72	70	279	T15	141,750.00
Total							\$432,303.99

Ventura, Kris (73.00)

Year	1st	2nd	3rd	4th	Total	Finish	Money
2021	74	72			146	CUT	
Total							

Verplank, Scott (73.88)

Year	1st	2nd	3rd	4th	Total	Finish	Money
2005	71	69	73	73	286	T11	\$127,200.00
2007	74	80			154	CUT	
2013	76	75			151	CUT	
Total							\$127,200.00

Villegas, Camilo (72.73)

Year	1st	2nd	3rd	4th	Total	Finish	Money
2006	77	73			150	CUT	
2007	69	76	72	72	289	T43	\$18,774.00
2008	69	70	77	75	291	T55	14,336.00
2009	71	67	74	71	283	T22	58,592.86
2010	67	72	73	80	292	T57	14,365.00
2011	75	74			149	CUT	
2012	71	70	69	73	283	T32	34,450.00
2013	74	75			149	CUT	
2014	73	79			152	CUT	
2015	75	70			145	CUT	
2016	74	71	70	73	288	T28	47,502.14
2017	74	75			149	CUT	
2022	69	69	75	76	289	T56	20,790.00
Total							\$208,810.00

Vogel, T.J. (71.75)

Year	1st	2nd	3rd	4th	Total	Finish	Money
2018	69	75	71	72	287	T59	\$16,863.00
Total							\$16,863.00

Wagner, Johnson (72.66)

Year	1st	2nd	3rd	4th	Total	Finish	Money
2007	74	75			149	CUT	
2008	73	75			148	CUT	
2009	71	75			146	CUT	
2010	73	70	74	76	293	T63	\$13,585.00
2011	73	71	68	71	283	T33	30,170.83
2012	71	66	74	78	289	T65	13,455.00
2013	75	74			149	CUT	
2014	75	70	73	75	293	68	14,076.00
2015	74	71			145	CUT	
2016	72	72	71	73	288	T28	47,502.14
2017	72	74			146	CUT	
2018	67	71	69	73	280	T13	148,866.66
2019	79	69			148	CUT	
2021	73	68	72	76	289	T58	18,063.00
2022	72	79			151	CUT	
Total							\$285,718.63

Waite, Grant (73.25)

Year	1st	2nd	3rd	4th	Total	Finish	Money
2004	72	71	76	74	293	69	\$11,312.00
Total							\$11,312.00

Waldorf, Duffy (72.50)

Year	1st	2nd	3rd	4th	Total	Finish	Money
2003	69	71	73	70	283	T11	\$111,200.00
2004	72	75			147	CUT	
2005	74	73	78	70	295	T68	12,060.00
Total							\$123,260.00

Walker, Jimmy (72.80)

Year	1st	2nd	3rd	4th	Total	Finish	Money
2005	74	78			152	CUT	
2006	75	73			148	CUT	
2008	74	75			149	CUT	
2010	73	75			148	CUT	
2011	75	69	71	75	290	T68	\$13,130.00
2012	69	73	73	71	286	T48	16,536.00
2013	71	72	73	70	286	T22	64,320.00
2014	74	74			148	CUT	
2019	71	70	72	71	284	T45	23,131.20
2021	72	72	76	73	293	T72	16,038.00
Total							\$133,155.20

Individual Player Results

Wallace, Matt (70.33)

Year	1st	2nd	3rd	4th	Total	Finish	Money
2021	69	67	73	70	279	T6	\$273,375.00
2022	67	76			143	CUT	
Total							\$273,375.00

Warren, Charles (72.83)

Year	1st	2nd	3rd	4th	Total	Finish	Money
2003	72	72	76	73	293	T62	\$11,984.00
2004	73	79			152	CUT	
2005	78	75			153	CUT	
2006	73	70	70	71	284	T12	138,600.00
2007	70	73	76	73	292	T61	13,419.00
2008	74	71	78		223	T84	10,880.00
2009	69	71	71	71	282	T18	87,750.00
2010	74	74			148	CUT	
2011	72	68	73	72	285	T48	16,157.14
Total							\$278,790.14

Watkins, Aaron (73.75)

Year	1st	2nd	3rd	4th	Total	Finish	Money
2009	75	70			145	CUT	
2013	76	74			150	CUT	
Total							

Watney, Nick (71.40)

Year	1st	2nd	3rd	4th	Total	Finish	Money
2005	76	68	73	69	286	T11	\$127,200.00
2006	72	73	71	70	286	21	75,600.00
2007	72	71	74	70	287	T24	46,620.00
2008	73	69	71	75	288	T40	22,428.44
2009	71	71	69	72	283	T22	58,592.85
2010	70	71	72	73	286	T22	58,592.86
2011	76	75			151	CUT	
2012	68	64	72	74	278	8	201,500.00
2013	67	70	71	76	284	T10	148,516.66
2014	75	73			148	CUT	
2015	73	74			147	CUT	
2017	71	74	70	76	291	T59	16,425.00
2018	72	67	66	69	274	T2	677,600.00
2019	70	72	72	68	282	T31	44,804.29
2022	66	76			142	CUT	
Total							\$1,477,880.10

Watson, Bubba (71.52)

Year	1st	2nd	3rd	4th	Total	Finish	Money
2006	75	72			147	CUT	
2007	71	75	69		215	W/D	
2008	72	74			146	CUT	
2009	71	65	72	70	278	T2	\$572,000.00
2010	70	73	69	74	286	T22	58,592.85
2011	72	68	73	72	285	T48	16,157.14
2013	72	76			148	CUT	
2021	70	69	71	73	283	T18	96,390.00
Total							\$743,139.99

Watson, Derek (74.00)

Year	1st	2nd	3rd	4th	Total	Finish	Money
2006	75	73			148	CUT	
Total							

Watts, Brian (75.00)

Year	1st	2nd	3rd	4th	Total	Finish	Money
2003	74	76			150	CUT	
Total							

Weekley, Boo (71.91)

Year	1st	2nd	3rd	4th	Total	Finish	Money
2007	72	75	69	73	289	T43	\$18,774.00
2008	72	70	76	71	289	T49	15,795.20
2009	71	70	72	68	281	T11	129,071.43
2010	74	76			150	CUT	
2011	71	72	71	70	284	T45	20,150.00
2013	68	75	77	72	292	T58	14,874.00
2015	71	70	67	72	280	T16	113,600.00
2016	69	73	75	72	289	T35	35,222.50
2017	72	75			147	CUT	
Total							\$347,487.13

Weir, Mike (72.58)

Year	1st	2nd	3rd	4th	Total	Finish	Money
2003	72	70	73	69	284	T18	\$78,400.00
2004	67	72	75	69	283	T21	54,160.00
2005	72	77			149	CUT	
2006	73	71	72	76	292	T47	16,657.20
2007	73	71	70	73	287	T24	46,620.00
2008	77	73			150	CUT	
2012	71	73			144	CUT	
2013	72	73	76		221	T73	12,596.00
2014	72	71	70	77	290	T57	15,456.00
2015	76	74			150	CUT	
Total							\$223,889.20

Werenski, Richy (72.21)

Year	1st	2nd	3rd	4th	Total	Finish	Money
2017	76	72			148	CUT	
2018	71	76			147	CUT	
2019	70	69	73	71	283	T38	\$32,390.00
2021	70	73	67	75	285	T37	36,045.00
2022	68	80			148	CUT	
Total							\$68,435.00

Westwood, Lee (71.85)

Year	1st	2nd	3rd	4th	Total	Finish	Money
2006	73	78			151	CUT	
2007	72	74	74	72	292	T61	\$13,419.00
2010	73	72	71	72	288	T38	27,950.00
2012	71	72	68	66	277	T5	237,250.00
2013	70	68	72	72	282	T4	294,800.00
2014	71	76			147	CUT	
Total							\$573,419.00

Wetterich, Brett (75.00)

Year	1st	2nd	3rd	4th	Total	Finish	Money
2005	80	74			154	CUT	
2006	78	69			147	CUT	
2007	75	77			152	CUT	
2008	73	72	77		222	T80	\$11,328.00
Total							\$11,328.00

Whaley, Vince (71.67)

Year	1st	2nd	3rd	4th	Total	Finish	Money
2021	72	68	71	73	284	T26	\$53,275.91
2022	72	74			146	CUT	
Total							\$53,275.91

Individual Player Results

Wheatcroft, Steve (72.50)

Year	1st	2nd	3rd	4th	Total	Finish	Money
2009	70	73	77	69	289	T53	\$14,906.67
2010	75	70	78	70	293	T63	13,585.00
2012	71	74			145	CUT	
2015	74	66	74	70	284	T38	27,690.00
2016	65	74	76	75	290	T41	22,642.17
2017	74	75			149	CUT	
Total							\$78,823.84

Whittaker, Ron (73.50)

Year	1st	2nd	3rd	4th	Total	Finish	Money
2006	77	70			147	CUT	
Total							

Wi, Charlie (73.30)

Year	1st	2nd	3rd	4th	Total	Finish	Money
2007	74	68	75	74	291	T56	\$14,112.00
2008	74	74			148	CUT	
2012	74	70			144	CUT	
2014	73	77			150	CUT	
Total							\$14,112.00

Wilcox, Will (73.14)

Year	1st	2nd	3rd	4th	Total	Finish	Money
2014	71	72	73	74	290	T57	\$15,456.00
2016	75	76			151	CUT	
2017	71				71	W/D	
Total							\$15,456.00

Wilkinson, Tim (73.22)

Year	1st	2nd	3rd	4th	Total	Finish	Money
2008	75	76			151	CUT	
2010	72	74			146	CUT	
2014	78	71			149	CUT	
2015	74	76			150	CUT	
2016	68	73	70	73	284	T11	\$167,900.00
2017	75	74			149	CUT	
2021	74	68	78	69	289	T58	18,063.00
Total							\$185,963.00

Willett, Danny (74.00)

Year	1st	2nd	3rd	4th	Total	Finish	Money
2019	75	73			148	CUT	
Total							

Williamson, Jay (73.69)

Year	1st	2nd	3rd	4th	Total	Finish	Money
2003	75	76			151	CUT	
2005	73	75	75	72	295	T68	\$12,060.00
2006	75	71	74	76	296	T63	13,419.00
2008	70	70	77	74	291	T55	14,336.00
2009	75	71			146	CUT	
Total							\$39,815.00

Williams, Lee (72.83)

Year	1st	2nd	3rd	4th	Total	Finish	Money
2013	73	71	71	75	290	T43	\$20,904.00
2014	73	74			147	CUT	
Total							\$20,904.00

Willis, Garrett (73.82)

Year	1st	2nd	3rd	4th	Total	Finish	Money
2003	72	72	71	71	286	T24	\$46,480.00
2008	74	71	80		225	87	10,624.00
2010	74	74			148	CUT	
2011	78	75			153	CUT	
Total							\$57,104.00

Wilson, Dean (72.35)

Year	1st	2nd	3rd	4th	Total	Finish	Money
2003	70	72	70	70	282	T7	\$168,700.00
2004	73	71	74	69	287	T44	16,930.67
2005	73	71	69	77	290	T33	28,472.72
2006	76	72			148	CUT	
2007	72	75	72	72	291	T56	14,112.00
2008	71	69	74	69	283	T12	125,440.00
2009	77	72			149	CUT	
2011	74	77			151	CUT	
Total							\$353,655.39

Wilson, Mark (72.84)

Year	1st	2nd	3rd	4th	Total	Finish	Money
2003	77	74			151	CUT	
2007	76	70	71	75	292	T61	\$13,419.00
2008	74	71	71	77	293	T67	13,120.00
2009	78	74			152	CUT	
2010	73	72	70	67	282	T7	175,964.29
2011	74	76			150	CUT	
2012	77	73			150	CUT	
2014	72	72	66	74	284	T23	58,157.14
2015	71	71	71	71	284	T38	27,690.00
2016	71	75			146	CUT	
2017	70	77			147	CUT	
Total							\$288,350.43

Wise, Aaron (69.42)

Year	1st	2nd	3rd	4th	Total	Finish	Money
2018	68	68	70	68	274	T2	\$677,600.00
2019	69	70	69	71	279	T18	99,540.00
2021	72	71	68	69	280	T9	228,825.00
Total							\$1,005,965.00

Wittenberg, Casey (74.83)

Year	1st	2nd	3rd	4th	Total	Finish	Money
2009	78	76			154	CUT	
2013	73	71	74	77	295	T68	\$13,534.00
Total							\$13,534.00

Wolfe, Jared (71.50)

Year	1st	2nd	3rd	4th	Total	Finish	Money
2022	72	71			143	CUT	
Total							

Wolff, Matthew (70.25)

Year	1st	2nd	3rd	4th	Total	Finish	Money
2022	65	73	70	73	281	T25	\$69,150.00
Total							\$69,150.00

Wood, Willie (74.50)

Year	1st	2nd	3rd	4th	Total	Finish	Money
2011	77	72			149	CUT	
Total							

Individual Player Results

Woodard, Stephen (77.50)

Year	1st	2nd	3rd	4th	Total	Finish	Money
2005	77	78			155	CUT	
Total							

Woodland, Gary (71.74)

Year	1st	2nd	3rd	4th	Total	Finish	Money
2009	70	74	76	76	296	T3	\$12,610.00
2011	72	71	68	79	290	T68	13,130.00
2013	70	73	74	76	293	T61	14,405.00
2014	71	72	68	72	283	T18	89,976.00
2015	70	71	68	67	276	T4	293,466.67
2016	72	72	71	72	287	T24	62,232.50
2018	73	74			147	CUT	
2019	73	70	74		217	W/D	
2021	67	69	70	71	277	5	332,100.00
2022	70	75			145	CUT	
Total							\$817,920.17

Woods, Tiger (70.88)

Year	1st	2nd	3rd	4th	Total	Finish	Money
2004	69	66	75	68	278	T3	\$324,800.00
2005	70	72	73	71	286	T11	127,200.00
2007	70	68	68	69	275	1	1,134,000.00
2009	65	72	70	72	279	4	312,000.00
2010	74	79			153	CUT	
2012	71	73			144	CUT	
2018	71	73	68	74	286	T55	17,479.00
Total							\$1,915,479.00

Wright, Chase (70.75)

Year	1st	2nd	3rd	4th	Total	Finish	Money
2019	71	72	69	71	283	T38	\$32,390.00
Total							\$32,390.00

Wu, Brandon (71.50)

Year	1st	2nd	3rd	4th	Total	Finish	Money
2022	70	73			143	CUT	
Total							

Wu, Dylan (73.25)

Year	1st	2nd	3rd	4th	Total	Finish	Money
2022	66	73	76	78	293	T62	\$19,800.00
Total							\$19,800.00

Wyatt, Bobby (76.50)

Year	1st	2nd	3rd	4th	Total	Finish	Money
2016	70	80			150	CUT	
2017	74	82			156	CUT	
Total							

Xiong, Norman (72.50)

Year	1st	2nd	3rd	4th	Total	Finish	Money
2022	75	70			145	CUT	
Total							

Yang, Y.E. (71.42)

Year	1st	2nd	3rd	4th	Total	Finish	Money
2008	73	69	76	74	292	T62	\$13,568.00
2009	72	71	66	72	281	T11	129,071.43
2014	73	72	71	68	284	T23	58,157.15
Total							\$200,796.58

Young, Cameron (68.50)

Year	1st	2nd	3rd	4th	Total	Finish	Money
2022	68	71	69	66	274	T2	\$681,000.00
Total							\$681,000.00

Zalatoris, Will (73.00)

Year	1st	2nd	3rd	4th	Total	Finish	Money
2021	71	75			146	CUT	
Total							

Zhang, Xinjun (72.50)

Year	1st	2nd	3rd	4th	Total	Finish	Money
2018	71	69	74	76	290	T70	\$15,323.00
2021	71	74			145	CUT	
Total							\$15,323.00

Course Statistics 2021

2021 COURSE STATISTICS

Hole	Rank	Par	Average Score	Average O/U Par	Eagles	Birdies	Pars	Bogey	Double Bogey	Triple Bogey+
1	8	4	4.214	.214	0	32	312	109	8	2
2	3	4	4.233	.233	0	41	290	118	12	2
3	3	4	4.233	.233	0	43	281	127	12	0
4	13	3	2.972	.028-	0	81	318	60	4	0
5	12	4	4.043	.043	0	67	314	78	3	1
6	9	3	3.203	.203	1	31	313	109	9	0
7	16	5	4.702	.298-	22	186	186	53	12	4
8	15	4	3.836	.164-	3	128	277	52	3	0
9	5	4	4.229	.229	0	42	280	134	7	0
OUT		35	35.665		26	651	2571	840	70	9
10	17	5	4.685	.315-	5	173	250	33	2	0
11	5	4	4.229	.229	1	40	283	131	7	1
12	7	4	4.227	.227	0	41	291	118	11	2
13	11	3	3.089	.089	0	61	308	86	8	0
14	14	4	3.855	.145-	4	142	246	60	10	1
15	18	5	4.661	.339-	8	194	214	41	6	0
16	10	4	4.130	.130	0	55	301	99	8	0
17	2	3	3.261	.261	0	58	279	84	34	8
18	1	4	4.456	.456	0	19	250	164	24	6
IN		36	36.593		18	783	2422	816	110	18
Totals		71	72.258	1.257	44	1434	4993	1656	180	27

SCORING SUMMARY

	Round 1	Round 2	Round 3	Round 4	Total
Rounds below 70	34	24	16	11	85
Rounds below par	52	31	28	25	136
Rounds par & below	72	50	38	34	194
Rounds at even par	20	19	10	9	58
Rounds over par	83	104	39	43	269
Rounds 80 & over	2	6			8

Course Statistics

3-YEAR RANKING OF HOLES AT QUAIL HOLLOW CLUB

Hole	Rank	Stroke Average	+/-
1	4	4.238	+.238
2	10	4.099	+.099
3	7	4.184	+.184
4	13	3.040	+.040
5	12	4.065	+.065
6	6	3.199	+.199
7	17	4.733	-.267
8	14	3.862	-.138
9	8	4.159	+.159
10	16	4.764	-.236
11	3	4.249	+.249
12	8	4.159	+.159
13	11	3.078	+.078
14	15	3.782	-.218
15	18	4.604	-.396
16	5	4.216	+.216
17	2	3.276	+.276
18	1	4.337	+.337



Round-By-Round Results

Round-by-round leaders in the Wells Fargo Championship, with final position in parentheses.


Year	18 Holes		36 Holes		54 Holes		Winner
2003	66	Nick Price (T5)	137	Nick Price (T5)	205	David Toms (1)	David Toms
2004	64	Kirk Triplett (T15)	135	Tiger Woods (T3)	205	Arron Oberholser (2)	Joey Sindelar
2005	66	Sergio Garcia (T2)	137	Sergio Garcia (T2)	204	Sergio Garcia (T2)	Vijay Singh
2006	68	Jim Furyk (1) Bill Haas (T4) Trevor Immelman (2) Rory Sabbatini (T52)	134	Bo Van Pelt (T6)	205	Jim Furyk (1)	Jim Furyk
2007	66	Padraig Harrington (T43)	138	Tiger Woods (1) Vijay Singh (T7) Arron Oberholser (T7)	205	Rory Sabbatini (T3)	Tiger Woods
2008	67	David Toms (T17)	135	Jason Bohn (3)	205	Anthony Kim (1)	Anthony Kim
2009	65	Tiger Woods (4)	136	Bubba Watson (T2) Retief Goosen (T11)	205	Zach Johnson (T11)	Sean O'Hair
2010	65	Bo Van Pelt (5)	136	Billy Mayfair (T14)	207	Billy Mayfair (T14)	Rory McIlroy
2011	64	Bill Haas (4)	132	Pat Perez (T6)	201	Jonathan Byrd (2)	Lucas Glover
2012	65	Ryan Moore (T5) Stewart Cink (T15) Webb Simpson (4)	132	Nick Watney (8)	202	Webb Simpson (4)	Rickie Fowler
2013	67	Derek Ernst (1) Robert Garrigus (T27) Rory McIlroy (T10) Ryan Moore (T6) Nate Smith (T50) Daniel Summerhays (T43) Nick Watney (T10)	135	Phil Mickelson (3)	208	Phil Mickelson (3) Nick Watney (T10)	Derek Ernset
2014	66	Angel Cabrera (T30)	135	Angel Cabrera (T30)	203	J.B. Holmes	J.B. Holmes
	67	Phil Mickelson (T11)		Martin Flores (3)	204	Martin Flores (3)	
		Martin Flores (3)	136	Justin Rose (5)	205	Phil Mickelson (T11)	
					206	Kevin Kisner (T6)	
2015	65	Robert Steb (T4)	134	Webb Simpson (T2)	198	Rory McIlroy (1)	Rory McIlroy
	66	Kevin Chappell (T16)		Robert Streb (T4)	202	Webb Simpson (T2)	
		Patrick Reed (T58)	136	Martin Flores (T47) Patrick Rodgers (T2)	205	Robert Streb (T4)	
2016	65	Andrew Loupe (T4)	136	Andrew Loupe (T4)	207	Rickie Fowler (T4)	James Hahn
		Steve Wheatcroft (T41)	137	Roberto Castro (2)	208	Roberto Castro (2)	
	66	Anirban Lahiri (T41)			209	James Hahn (1st) Justin Rose (3)	
2017	66	Francesco Molinari (T24)	138	Francesco Molinari (T24)	208	Patrick Reed (T12)	Brian Harman
	67	Alex Noren (T31)	139	Billy Hurley II (T8)	209	Alex Noren (T31)	
		J.B. Holmes (T36)		Seamus Power (T49)		Jon Rahm (4)	
		Grayson Murray (T63)		John Peterson (T36)	210	Seung-Yul Noh (T5)	
		Brian Campbell (cut)				Brian Harman (1st) Vaughn Taylor (T12) Francesco Molinari (T24)	

Round-By-Round Results

Year	18 Holes		36 Holes		54 Holes		Winner
2018	65	John Peterson (T42)	135	Peter Malnati (T34)	203	Jason Day (1)	Jason Day
	67	Peter Malnati (T34)	136	Aaron Wise (2)	205	Nick Watney (T2)	
		Tyrrell Hatton (T42)		Jason Day (1)	206	Peter Uihlein (T5)	
		Johnson Wagner (T13)				Bryson DeChambeau (4)	
		Keith Mitchell (T34)				Paul Casey (5)	
		Kyle Stanley (T13)				Aaron Wise (T2)	
2019	66	Rory McIlroy (T8)	131	Jason Day (T24)	202	Max Homa (1)	Max Homa
		Joel Dahmen (2)	132	Joel Dahmen (2)		Jason Dufner (T4)	
				Max Homa (1)		Joel Dahmen (2)	
2021	64	Phil Mickelson (69)	136	Matt Wallace (T6)	204	Keith Mitchell (T3)	Rory McIlroy
	66	K.H. Lee (T58)		Gary Woodland (5)	206	Rory McIlroy (1)	
		Keegan Bradley (T18)		Patrick Rodgers (T37)		Gary Woodland (5)	
2022	63	Jason Day (T15)	130	Jason Day (T15)	202	Keegan Bradley (T2)	Max Homa
	64	Joel Dahmen (T51)	133	Max Homa (1)	204	Max Homa (1)	
					206	Ahirban Lahiri (T6)	
						James Hahn (T9)	
					205	Matt Fitzpatrick (T2)	



2003 Championship Summary



DAVID TOMS

Quail Hollow Club

Charlotte, NC

Par: 36-36 – 72

LEADERS: First Round – Nick Price and Fred Couples shot matching rounds of 6-under-par 66 to lead Rich Beem by one stroke. Jeff Brehaut and Paul Goydos were two back. Second Round–Price moved to 7-under-par 137 to lead Couples and J.P. Hayes by one stroke. Five players were two back. Third Round–David Toms shot 68 to move to 11-under-par 205 to take a five-stroke lead over Hayes, Robert Gamez and Kirk Triplett. Five players were six back.

CUT: 70 players at 1-over-par from a field of 155 professionals and one amateur.

Purse: \$5,600,000

Date: May 8-11, 2003

Yards: 7,442

PRO-AM: \$10,000 Jonathan Byrd, 58, \$2,000

WEATHER: Mostly sunny with winds reaching 8-14mph out of the west on Thursday, with high of 88 in late afternoon. Sunny and steamy on Friday with a high of 92. Winds mainly out of the west at 10-15 mph Hot and mostly sunny on Saturday with a high of 90. Warm and overcast on Sunday with heavy rains and a dangerous situation causing a suspension of play at 2:22 p.m., with 42 players still on the course. Play resumed at 2:54 p.m. Heavy rains in late afternoon with temperatures cooling off considerably.

WINNER: David Toms, 70-69-66-73 278 (10-under par), \$1,008,000

PLAYER	POS.	SCORE	OFFICIAL MONEY	PLAYER	POS.	SCORE	OFFICIAL MONEY	PLAYER	POS.	SCORE	OFFICIAL MONEY
Vijay Singh	T2	73-72-67-68 280	418,133.34	Garrett Willis	T24	72-72-71-71 286	46,480.00	Stewart Cink	T40	72-69-74-74 289	18,663.27
Brent Geigerger	T2	71-69-71-69 280	418,133.33	David Gosset	T24	72-70-70-74 286	46,480.00	Frank Lickliter II	T40	73-67-74-75 289	18,663.27
Robert Gamez	T2	72-67-71-70 280	418,133.33	Chad Campbell	T24	71-72-69-74 286	46,480.00	Steve Lowery	T40	74-68-72-75 289	18,663.27
Nick Price	T5	66-71-74-70 281	212,800.00	Spike McRoy	T24	70-74-67-75 286	46,480.00	Patrick Sheehan	T51	72-71-77-70 290	13,104.00
Kirk Triplett	T5	69-74-67-71 281	212,800.00	Davis Love III	T29	73-72-74-68 287	36,400.00	Craig Barlow	T51	75-70-75-70 290	13,104.00
Tom Pernice, Jr.	T7	73-67-74-68 282	168,700.00	Justin Leonard	T29	71-71-74-71 287	36,400.00	Glen Day	T51	71-74-73-72 290	13,104.00
Greg Chalmers	T7	71-71-71-69 282	168,700.00	Tom Lehman	T29	72-72-71-72 287	36,400.00	Andrew Magee	T51	71-74-72-73 290	13,104.00
Dean Wilson	T7	70-72-70-70 282	168,700.00	Brandt Jobe	T29	70-69-75-73 287	36,400.00	K.J. Choi	T51	73-72-70-75 290	13,104.00
Charles Howell III	T7	70-69-72-71 282	168,700.00	Blaine McCallister (S)	T29	72-70-72-73 287	36,400.00	Kevin Sutherland	T51	71-69-74-76 290	13,104.00
Joe Durant	T11	70-73-71-69 283	111,200.00	Jeff Brehaut	T34	68-73-78-69 288	28,280.00	Matt Kuchar	T51	71-71-72-76 290	13,104.00
J.J. Henry	T11	71-72-71-69 283	111,200.00	Stephen Ames	T34	69-75-74-70 288	28,280.00	Hidemichi Tanaka	T58	74-71-72-74 291	12,488.00
Duffy Waldorf	T11	69-71-73-70 283	111,200.00	Brad Faxon	T34	73-68-74-73 288	28,280.00	Kenny Perry	T58	72-73-71-75 291	12,488.00
Woody Austin	T11	72-71-70-70 283	111,200.00	Paul Goydos	T34	68-72-74-74 288	28,280.00	Ben Crane	T60	71-73-74-74 292	12,264.00
Tim Petrovic	T11	73-68-71-71 283	111,200.00	Mathew Goggin	T34	75-67-71-75 288	28,280.00	Len Mattiace	T60	75-67-76-74 292	12,264.00
Fred Funk	T11	71-70-70-72 283	111,200.00	Fred Couples	T34	66-72-74-76 288	28,280.00	Charles Warren (Q)	T62	72-72-76-73 293	11,984.00
J.P. Hayes	T11	72-66-72-73 283	111,200.00	Rory Sabbatini	T40	73-71-75-70 289	18,663.28	Chris Smith	T62	70-72-77-74 293	11,984.00
Brenden Pappas	T18	73-70-72-69 284	78,400.00	Jason Caron	T40	72-72-74-71 289	18,663.28	Ian Leggatt	T62	71-74-72-76 293	11,984.00
Mike Weir	T18	72-70-73-69 284	78,400.00	Alex Cejka	T40	73-71-73-72 289	18,663.28	Michael Muehr	T65	72-73-76-73 294	11,536.00
Chris DiMarco	T18	70-72-70-72 284	78,400.00	Carlos Franco	T40	73-69-74-73 289	18,663.27	Neal Lancaster	T65	72-73-76-73 294	11,536.00
Billy Mayfair	T21	71-74-71-69 285	62,720.00	Jay Haas	T40	73-70-73-73 289	18,663.27	Jason Gore	T65	73-67-80-74 294	11,536.00
Rich Beem	T21	67-72-74-72 285	62,720.00	John Senden	T40	69-74-73-73 289	18,663.27	John Maginnes (S)	T65	72-73-74-75 294	11,536.00
David Frost	T21	71-73-70-71 285	62,720.00	Jim Carter	T40	71-73-72-73 289	18,663.27	Olin Browne	T65	73-72-73-76 294	11,536.00
Larry Mize	T24	72-71-72-71 286	46,480.00	Peter Lonard	T40	72-71-73-73 289	18,663.27	Donnie Hammond	70	74-71-74-79 298	11,200.00

The following players did not finish (C=cut, DNS=did not start)

C – 146-Jeff Maggert, Tim Clark, Loren Roberts, Steven Alker, Kelly Mitchum, Scott Laycock, Brandel Chamblee, Pat Perez, Robert Damron, Craig Perks, Brett Quigley, Stuart Appleby, Joey Sindelar. 147-Peter Jacobsen, Mark Brooks, John Daly, Steve Jones, Arron Oberholser, Joe Acosta Jr., Scott Piercy, David Berganio Jr., Matt Gogel, Steve Flesch, Bob Burns, Carl Paulson, Pat Bates, Billy Andrade, Trevor Immelman. 148-Shaun Micheel, Heath Slocum, Todd Barranger, Anthony Painter, Jonathan Byrd, Tim Herron, Aaron Barber, Mike Hulbert, Brian Gay, Rod Pampling, Mark Calcavecchia, Jim Furyk, Shigeki Maruyama, Luke Donald, Jonathan Kaye, Scott McCarron. 149-Hank Kuehne, Cliff Kresge, Esteban Toledo, Mark O'Meara, Joel Edwards, John Rollins, Tom Byrum. 150-Jerry Kelly, Darron Stiles, Steve Stricker, Skip Kendall, Michael Campbell, Marco Dawson, Brian Watts, Doug Barron, Jesper Parnevik, Curtis Strange, Glen Hnatiuk, Ty Tryon. 151-Carl Pettersson, Jay Williamson, Dudley Hart, Bill Haas, Mark Wilson. 152-Paul Stankowski, Gene Sauers, David Duval, Per-Ulrik Johansson, Scott Hoch. 153-Jose Coceres, Mike Heinen. 154-Corey Pavin. 155-Chris Riley, Phil Tataurangi, Kent Stauffer, Todd Fischer. 156-Ben Case. 157-Joel Kribel. 158-Brian Lamb. 163-Fulton Allem. **DNS**-Jeff Sluman, Paul Azinger, David Peoples.

2004 Championship Summary



JOEY SINDELAR

Quail Hollow Club

Charlotte, NC

Par: 36-36 – 72

LEADERS: First Round–Kirk Triplett shot a tournament-record 8-under-par 64 to lead a group of four players by two strokes. Second Round–Tiger Woods moved into the lead by following his first-round 69 with a second-round 66 to lead Triplett, Notah Begay III and Arron Oberholser. Third Round–Oberholser shot a third-round 68 to finish on stroke ahead of Geoff Ogilvy and Begay.

CUT: 72 players at even-par from a field of 156.

Purse: \$5,600,000

Date: May 3-9, 2004

Yards: 7,442

PRO-AM: \$10,000 Rory Sabbatini, 59, \$2,000

WEATHER: Mostly sunny with a little to no wind on Thursday, with a high of 87 in the afternoon. Sunny and hot again on Friday with a high of 91. Hot and mostly sunny on Saturday with a high of 90. Warm, slightly cloudy on Sunday with highs in the low 90s.

PLAY-OFF: Joey Sindelar def. Arron Oberholser with a par on the second playoff hole.

WINNER: Joey Sindelar, 69-69-70-69 277 (11-under par), \$1,008,000

PLAYER	POS.	SCORE	OFFICIAL MONEY	PLAYER	POS.	SCORE	OFFICIAL MONEY	PLAYER	POS.	SCORE	OFFICIAL MONEY
Arron Oberholser.....	2	69-68-68-72 277	604,800.00	Nick Price.....	T21	74-69-70-70 283	54,160.00	Robert Allenby.....	T50	72 68 74 74 288	13,402.67
Carlos Franco.....	T3	68-71-69-70 278	324,800.00	Mike Weir	T21	67-72-75-69 283	54,160.00	Chris DiMarco	T50	69 70 76 73 288	13,402.67
Tiger Woods.....	T3	69-66-75-68 278	324,800.00	Cameron Beckman.....	T28	67-72-71-74 284	38,920.00	Tripp Isenhour	T50	71 71 75 71 288	13,402.67
Notah Begay III.....	T5	67-70-69-73 279	196,700.00	Jay Haas	T28	71-73-71-69 284	38,920.00	Richard Johnson	T50	72 69 76 71 288	13,402.67
Steve Flesch.....	T5	72-72-66-69 279	196,700.00	Spike McRoy.....	T28	69-74-71-70 284	38,920.00	Rich Barcelo	T50	74 68 72 74 288	13,402.66
Jeff Maggert.....	T5	71-69-67-72 279	196,700.00	Joe Ogilvie.....	T28	68-71-76-69 284	38,920.00	Rory Sabbatini	T50	66 74 74 74 288	13,402.66
Phil Mickelson	T5	70-70-72-67 279	196,700.00	Gene Sauers.....	T32	70-72-71-72 285	33,133.34	Steve Allan.....	T56	69 74 72 74 289	12,544.00
Mathias Gronberg.....	9	69-71-71-69 280	162,400.00	Jason Bohn.....	T32	71-70-72-72 285	33,133.33	Brad Faxon	T56	73 71 72 73 289	12,544.00
Lucas Glover	T10	74-70-68-69 281	128,800.00	John Senden.....	T32	69-73-71-72 285	33,133.33	Shigeki Maruyama	T56	69 75 72 73 289	12,544.00
Geoff Ogilvy.....	T10	69-71-66-75 281	128,800.00	Ben Curtis.....	T35	71-71-74-70 286	25,293.34	Kelly Mitchum	T56	72 69 77 71 289	12,544.00
Vijay Singh	T10	68-70-71-72 281	128,800.00	Donnie Hammond.....	T35	72-70-73-71 286	25,293.34	David Peoples.....	T56	70 71 75 73 289	12,544.00
Heath Slocum.....	T10	67-75-67-72 281	128,800.00	John Riegger.....	T35	74-70-73-69 286	25,293.34	Sergio Garcia.....	T61	73 71 76 70 290	12,096.00
Kevin Sutherland.....	T10	71-68-71-71 281	128,800.00	Pat Bates.....	T35	75-68-72-71 286	25,293.33	Brent Geiberger.....	T61	70 74 74 72 290	12,096.00
Stuart Appleby.....	T15	66-72-70-74 282	86,800.00	Rich Beem.....	T35	70-73-68-75 286	25,293.33	Billy Mayfair	T61	70 74 76 70 290	12,096.00
Tom Byrum	T15	74-69-71-68 282	86,800.00	K.J. Choi	T35	71-73-69-73 286	25,293.33	Tom Carter	T64	73 70 73 75 291	11,816.00
Luke Donald.....	T15	67-73-73-69 282	86,800.00	Daniel Chopra.....	T35	73-68-71-74 286	25,293.33	Tim Clark	T64	73 69 71 78 291	11,816.00
Matt Gogel.....	T15	69-72-70-71 282	86,800.00	John Cook	T35	74-70-67-75 286	25,293.33	Michael Allen.....	T66	74 69 70 79 292	11,536.00
Jonathan Kaye.....	T15	68-74-69-71 282	86,800.00	Stephen Leaney	T35	71-72-71-72 286	25,293.33	Robert Damron.....	T66	72 71 73 76 292	11,536.00
Kirk Triplett	T15	64-73-71-74 282	86,800.00	Scott Hend.....	T44	73-71-71-72 287	16,930.67	Jerry Kelly	T66	69 74 75 74 292	11,536.00
Chad Campbell.....	T21	70-74-66-73 283	54,160.00	Peter Lonard	T44	73-68-72-74 287	16,930.67	Grant Waite	69	72 71 76 74 293	11,312.00
Todd Hamilton.....	T21	71-71-70-71 283	54,160.00	Shaun Micheel	T44	70-72-74-71 287	16,930.67	Matt Kuchar	T70	76 68 73 78 295	11,144.00
J.J. Henry	T21	72-70-70-71 283	54,160.00	Dean Wilson.....	T44	73-71-74-69 287	16,930.67	Blaine McCallister.....	T70	70 74 78 73 295	11,144.00
Davis Love III.....	T21	73-66-72-72 283	54,160.00	Brett Quigley.....	T44	66-72-74-75 287	16,930.66	Hidemichi Tanaka.....	72	72 71 77 80 300	10,976.00
Pat Perez.....	T21	73-70-70-70 283	54,160.00	Jeff Sluman	T44	70-73-70-74 287	16,930.66				

The following players did not finish (C=cut, W=withdrew)

C - 145-Woody Austin, Russ Cochran, Ben Crane, Jay Delsing, Jason Dufner, J.P. Hayes, Tim Herron, Zach Johnson, J.L. Lewis, Frank Lickliter II, Mark O'Meara, Jesper Parnevik, Ted Purdy. 146-Billy Andrade, Danny Briggs, Stewart Cink, Joe Durant, Danny Ellis, Fred Funk, Robert Gamez, Brandt Jobe, Kent Jones, Justin Leonard, David Morland IV, Kevin Na, Carl Pettersson, John Rollins, Chris Smith, Esteban Toledo, David Toms. 147-Tommy Armour III, Jeff Brehaut, D.J. Brigman, Todd Fischer, Harrison Frazar, David Frost, Scott Hoch, Cliff Kresge, John Maginnes, Dan Olsen, Ryan Palmer, Vaughn Taylor, Duffy Waldorf. 148-Ricky Barnes, Olin Browne, Bob Burns, Jonathan Byrd, Ken Duke, Brian Gay, Jerry Haas, Charles Howell III, Lee Janzen, Skip Kendall, Len Mattiace, Corey Pavin, Tim Petrovic. 149-Glen Day, Tom Pernice, Jr. 150-Aaron Baddeley, Dan Forsman, Hank Kuehne, Dicky Pride, Paul Stankowski, Roger Tambellini. 151-Arjun Atwal, Craig Bowden, Hunter Mahan, Patrick Moore, Omar Uresti. 152-David Gossett, Neal Lancaster, Jeffrey Lankford, Craig Perks, Charles Warren. 153-David Branshaw, Steve Lowery. 154-Jose Coceres, Scott Piercy. 155-Andy Crain. 157-Fulton Allem, Michael Clark II. 163-Todd Gleaton. **W**-Fredrik Jacobson, Scott McCarron.

2005 Championship Summary



Quail Hollow Club

Charlotte, NC

Par: 36-36 – 72

Purse: \$6,000,000

Date: May 2-8, 2005

Yards: 7,442

LEADERS: First Round--Sergio Garcia at 6-under-par 66 led Patrick Sheehan, Joey Sindelar, Kenny Perry and Richard S. Johnson by four strokes. Second Round--Garcia moved to 7-under 137 to maintain a two-stroke lead over Vijay Singh, Sindelar and D.J. Trahan. Third Round--Garcia at 12-under-par 204 held a six-stroke lead over Jim Furyk, Singh and Trahan.

CUT: 79 players at 4-over-par from a field of 156.

PRO-AM: \$10,000 Carlos Franco, 57, \$2,000

WEATHER: Thursday: Winds between 15-25 mph with scattered showers. High in the low 70s. Friday: Cool and windy with gusts up to 25 mph and temperatures reaching the low 60s. Saturday: Sunny with highs in the mid-70s. Sunday: Sunshine with temperatures reaching the low 80s.

PLAY-OFF: Vijay Singh Def. Jim Furyk with a par-4 on the fourth extra hole (Sergio Garcia eliminated after first extra hole)

WINNER: Vijay Singh, 70-69-71-66 276 (12-under), \$1,080,000

PLAYER	POS.	SCORE	OFFICIAL MONEY	PLAYER	POS.	SCORE	OFFICIAL MONEY	PLAYER	POS.	SCORE	OFFICIAL MONEY
Jim Furyk	T2	69-72-69-66 276	528,000.00	Tommy Armour III	T28	76-72-72-69 289	40,800.00	Tag Ridings	T50	70-74-73-75 292	14,360.00
Sergio Garcia	T2	66-71-67-72 276	528,000.00	Bart Bryant	T28	70-74-75-70 289	40,800.00	Kevin Na	T50	74-74-72-72 292	14,360.00
Chris DiMarco	4	74-67-73 66 280	288,000.00	Woody Austin	T28	71-73-75-70 289	40,800.00	Paul Azinger	T56	72-75-74-72 293	13,260.00
Carlos Franco	T5	72-74-70 66 282	228,000.00	Rod Pampling	T28	72-72-73-72 289	40,800.00	Tom Byrum	T56	74-73-76-70 293	13,260.00
Vaughn Taylor	T5	74-70-71 67 282	228,000.00	Hank Kuehne	T28	75-70-74-70 289	40,800.00	Shaun Micheel	T56	74-71-73-75 293	13,260.00
Phil Mickelson	T7	71-73-73-66 283	193,500.00	Jay Haas	T33	73-74-71-72 290	28,472.73	Jesper Parnevik	T56	69-73-75-76 293	13,260.00
Greg Owen	T7	74-67-71-71 283	193,500.00	Tom Pernice, Jr	T33	74-74-70-72 290	28,472.73	Shigeki Maruyama	T56	75-68-76-74 293	13,260.00
D.J. Trahan	9	72-67-71-74 284	174,000.00	Joey Sindelar	T33	68-71-73-78 290	28,472.72	Arjun Atwal	T56	75-73-75-70 293	13,260.00
Billy Mayfair	10	76-72-70-67 285	162,000.00	Kevin Sutherland	T33	72-71-74-73 290	28,472.73	Heath Slocum	T56	73-75-74-71 293	13,260.00
Kenny Perry	T11	68-76-69-73 286	127,200.00	Steve Flesch	T33	76-72-72-70 290	28,472.73	Ben Curtis	T56	71-72-75-75 293	13,260.00
Scott Verplank	T11	71-69-73-73 286	127,200.00	Chad Campbell	T33	71-77-72-70 290	28,472.73	Robert Damron	T64	72-74-73-75 294	12,540.00
Tiger Woods	T11	70-72-73-71 286	127,200.00	Dean Wilson	T33	73-71-69-77 290	28,472.72	Scott Hend	T64	74-74-71-75 294	12,540.00
Stephen Leaney	T11	73-74-68-71 286	127,200.00	Craig Barlow	T33	71-75-73-71 290	28,472.73	Sean O'Hair	T64	73-74-77-70 294	12,540.00
Nick Watney	T11	76-68-73-69 286	127,200.00	Fredrik Jacobson	T33	73-72-69-76 290	28,472.73	Carl Pettersson	T64	75-72-69-78 294	12,540.00
Fred Funk	T16	70-75-70-72 287	87,000.00	Patrick Sheehan	T33	68-75-70-77 290	28,472.72	Duffy Waldorf	T68	74-73-78-70 295	12,060.00
Jeff Sluman	T16	71-70-75-71 287	87,000.00	Richard S. Johnson	T33	68-72-73-77 290	28,472.73	Jay Williamson	T68	73-75-75-72 295	12,060.00
Brett Quigley	T16	71-69-77-70 287	87,000.00	Brad Faxon	T44	72-76-73-70 291	18,140.00	Hidemichi Tanaka	T68	74-72-77-72 295	12,060.00
Per-Ulrik Johansson	T16	70-71-74-72 287	87,000.00	J.L. Lewis	T44	73-75-72-71 291	18,140.00	Aaron Baddeley	T68	72-76-76-71 295	12,060.00
Mark Hensby	T16	73-71-72-71 287	87,000.00	Marco Dawson	T44	73-73-72-73 291	18,140.00	Steve Lowery	72	72-76-71-77 296	11,760.00
Adam Scott	T16	76-69-69-73 287	87,000.00	Brian Gay	T44	74-71-75-71 291	18,140.00	Skip Kendall	73	71-76-76-74 297	11,640.00
Nick Price	T22	73-69-69-77 288	55,700.00	Steve Allan	T44	74-73-72-72 291	18,140.00	Bo Van Pelt	74	72-74-74-78 298	11,520.00
Brandt Jobe	T22	74-68-75-71 288	55,700.00	Justin Rose	T44	71-74-77-69 291	18,140.00	Robert Gamez	T75	75-71-74-79 299	11,280.00
Charles Howell III	T22	72-75-73-68 288	55,700.00	Andrew Magee	T50	69-75-72-76 292	14,360.00	Todd Hamilton	T75	72-76-77-74 299	11,280.00
Geoff Ogilvy	T22	71-76-70-71 288	55,700.00	Mark O'Meara	T50	72-76-71-73 292	14,360.00	Padraig Harrington	T75	71-75-73-80 299	11,280.00
John Rollins	T22	71-74-69-74 288	55,700.00	Dennis Paulson	T50	73-74-76-69 292	14,360.00	Tom Kite	78	74-73-75-79 301	11,040.00
Bill Haas	T22	74-71-74-69 288	55,700.00	Ted Purdy	T50	73-70-75-74 292	14,360.00	Craig Perks	79	76-70-79-78 303	10,920.00

The following players did not finish (C=cut, W=withdrew)

C – 149-John Cook, Loren Roberts, Tom Gillis, Glen Day, Mike Weir, John Senden, Joey Snyder III, Ian Poulter, Will MacKenzie, Jonathan Byrd, Simon Nash, Danny Briggs. 150-Davis Love III, Corey Pavin, Spike McRoy, Glen Hnatiuk, Robert Allenby, Jonathan Kaye, Ryan Palmer, Hunter Haas. 151-Tim Petrovic, Kirk Triplett, Kent Jones, Ryuji Imada, Brian Davis, Chris Anderson, Matt Kuchar, Tim Clark, Rich Beem, Hunter Mahan. 152 -Frank Lickliter II, Todd Barranger, Joe Durant, Stuart Appleby, J.J. Henry, James Driscoll, Jason Bohn, D.A. Points, Jimmy Walker. 153-Robin Freeman, David Toms, Paul Goydos, Brian Bateman, Franklin Langham, Matt Gogel, Cameron Beckman, Thomas Levet, Alex Cejka, Peter Lonard, Daniel Chopra, Charles Warren, Kevin Stadler. 154-Billy Andrade, Todd Fischer, Brett Wetterich, Pat Perez, Lucas Glover. 155-Jerry Haas, Rory Sabbatini, Stephen Woodard. 156-Len Mattiace, Chris Smith. 157-Michael Allen, Kelly Mitchum, Doug Barron, Joe Ogilvie. 158-Steve Jones, Jason Allred. 159-Notah Begay III. 160-Carl Paulson, Zach Johnson. 171-Randy Joyner. **W**-Mark Brooks, Jeff Maggert, Rocco Mediate, Neal Lancaster, Arron Oberholser.

2006 Championship Summary



JIM FURYK

Quail Hollow Club

Charlotte, NC

Par: 36-36 – 72

LEADERS: First Round–Jim Furyk, Bill Haas, Trevor Immelman and Rory Sabbatini all shot 4-under-par 68s and led Billy Andrade, Lucas Glover and Davis Love III by one stroke. Second Round–Bo Van Pelt, with a course-record-tying 64, moved to 10-under-par 134 to lead Furyk by three. Love was two back. Third Round–Furyk at 11-under 205 held a one-stroke lead over Retief Goosen and Immelman. Van Pelt was two back.

CUT: 73 players at 2-over-par 148 from a field of 155.

Purse: \$6,300,000

Date: May 1-7, 2006

Yards: 7,442

WINNER: Jim Furyk, 68-69-68-71 276 (12-under), \$1,134,000

PRO-AM: \$10,000. Jay Haas, Tom Lehman, Vaughn Taylor, 60. \$1,666 each

WEATHER: Thursday: Mostly sunny with temperatures in the low 80s. Winds S-SW, gusting to 15 mph. Friday: Lightning stopped play for 2 hours and 3 minutes in the afternoon. Play resumed for 35 minutes until halted for good. High temperature reached 81. Saturday: Sunny and pleasant all day with highs in the mid-70s. Sunday: Play delayed 30 minutes until 7:30 a.m. because of lightning. Steady rain began, and officials suspended play at 8:57 a.m.. Play resumed at 10:19. Rain started again at 1 p.m. and lasted until 3:35 p.m., heavy at times. Temperatures were in the high 50s.

PLAY-OFF: Jim Furyk def. Trevor Immelman with a par-4 on first playoff hole

PLAYER	POS.	SCORE	OFFICIAL MONEY	PLAYER	POS.	SCORE	OFFICIAL MONEY	PLAYER	POS.	SCORE	OFFICIAL MONEY
Trevor Immelman.....	2	68 72 66 70 276	680,400.00	Joe Ogilvie.....	T26	73 73 69 73 288	46,620.00	Justin Rose.....	T47	70 74 68 80 292	16,657.20
Adam Scott.....	3	71 72 66 71 280	428,400.00	David Branshaw.....	T26	77 68 70 73 288	46,620.00	Brad Faxon	T47	72 73 76 71 292	16,657.20
Bill Haas.....	T4	68 72 71 70 281	277,200.00	Stewart Cink.....	T26	70 74 71 73 288	46,620.00	Troy Matteson	T52	72 69 75 77 293	14,773.50
Lucas Glover	T4	69 73 67 72 281	277,200.00	Jason Gore.....	T26	74 70 70 74 288	46,620.00	Rory Sabbatini	T52	68 73 73 79 293	14,773.50
Joey Sindelar.....	T6	71 74 68 69 282	203,962.50	Shigeki Maruyama	T26	72 71 67 78 288	46,620.00	Olin Browne	T52	71 74 72 76 293	14,773.50
Vaughn Taylor	T6	70 70 71 71 282	203,962.50	Lee Janzen.....	T31	72 72 72 73 289	38,193.75	Stuart Appleby.....	T52	72 67 74 80 293	14,773.50
Steve Lowery.....	T6	73 68 69 72 282	203,962.50	Jason Bohn.....	T31	71 73 73 72 289	38,193.75	Woody Austin	T56	73 72 73 76 294	14,238.00
Bo Van Pelt	T6	70 64 73 75 282	203,962.50	Jerry Kelly	T31	73 70 69 77 289	38,193.75	Rod Pamplung.....	T56	75 71 72 76 294	14,238.00
Geoff Ogilvy.....	T10	71 71 70 71 283	163,800.00	J.J. Henry	T31	73 67 71 78 289	38,193.75	Billy Andrade	T56	69 73 78 74 294	14,238.00
Retief Goosen.....	T10	70 71 65 77 283	163,800.00	Phil Mickelson	T35	71 72 73 74 290	32,445.00	Robert Garrigus.....	T59	70 74 71 80 295	13,797.00
Charles Warren.....	T12	73 70 70 71 284	138,600.00	Ted Purdy.....	T35	77 66 74 73 290	32,445.00	Rocco Mediate	T59	74 71 73 77 295	13,797.00
Shaun Micheel.....	T12	70 70 68 76 284	138,600.00	Tom Lehman	T35	75 69 69 77 290	32,445.00	Steve Flesch.....	T59	74 71 74 76 295	13,797.00
Jesper Parnevik.....	T14	73 71 70 71 285	100,800.00	Sergio Garcia.....	T38	74 69 73 75 291	24,570.00	Tommy Armour III	T59	74 70 77 74 295	13,797.00
Tim Clark	T14	73 70 71 71 285	100,800.00	Ernie Els.....	T38	71 71 75 74 291	24,570.00	Marco Dawson	T63	72 73 72 79 296	13,419.00
D.J. Trahan.....	T14	72 70 71 72 285	100,800.00	Charley Hoffman.....	T38	72 73 72 74 291	24,570.00	Jay Williamson.....	T63	75 71 74 76 296	13,419.00
Ken Duke.....	T14	72 71 70 72 285	100,800.00	Bob Estes.....	T38	73 72 73 73 291	24,570.00	Arron Oberholser.....	T65	75 66 75 81 297	13,167.00
Kevin Sutherland.....	T14	71 71 70 73 285	100,800.00	Joe Durant.....	T38	74 71 73 73 291	24,570.00	Ben Crane.....	T65	71 74 74 78 297	13,167.00
Davis Love III.....	T14	69 69 73 74 285	100,800.00	Doug Barron	T38	75 71 72 73 291	24,570.00	Craig Barlow	T67	73 70 74 81 298	12,726.00
Brett Quigley.....	T14	74 68 69 74 285	100,800.00	Will MacKenzie.....	T38	72 73 75 71 291	24,570.00	Mark Calcavecchia	T67	72 73 74 79 298	12,726.00
Nick Watney.....	21	72 73 71 70 286	75,600.00	Carl Pettersson.....	T38	71 74 75 71 291	24,570.00	Steve Jones.....	T67	78 66 77 77 298	12,726.00
Stephen Ames.....	T22	71 73 71 72 287	63,000.00	Vijay Singh	T38	71 68 71 81 291	24,570.00	Daniel Chopra.....	T67	72 74 75 77 298	12,726.00
David Duval.....	T22	73 70 72 72 287	63,000.00	Mike Weir	T47	73 71 72 76 292	16,657.20	Richard S. Johnson.....	T67	74-72-77-75 298	12,726.00
John Senden.....	T22	71 73 69 74 287	63,000.00	Charles Howell III.....	T47	74 71 73 74 292	16,657.20	Ian Leggatt	72	75-71-75-80 301	12,348.00
Jay Haas	T22	75 71 65 76 287	63,000.00	Jeff Sluman	T47	74 72 72 74 292	16,657.20	Wes Short, Jr.	73	77-69-77-81 304	12,222.00

The following players did not finish (C=cut, W=withdrew, DQ=disqualified)

C – 147-Ben Curtis, Rich Beem, Kris Cox, Jeff Maggert, Brett Wetterich, Stephen Leaney, Ron Whittaker, Greg Owen, Bubba Watson, Aaron Baddeley, Chad Campbell, Carlos Franco, Zach Johnson, Kent Jones, Michael Allen, Jeff Gove. 148-Len Mattiace, Brian Gay, Sean O'Hair, Andrew Magee, Jimmy Walker, Nathan Green, Brandt Jobe, Dean Wilson, Jeff Brehaut, Mathias Gronberg, Paul Goydos, Derek Watson. 149-Fredrik Jacobson, Phil Tataurangi, Jonathan Kaye, John Rollins, Henrik Bjornstad, Jeff Overton, Scott McCarron. 150-Tim Petrovic, Chris DiMarco, Dudley Hart, Patrick Sheehan, Robert Damron, Tag Ridings, Camilo Villegas, Thomas Levet. 151-Graeme McDowell, Lee Westwood, Greg Chalmers, Hidemichi Tanaka, John Huston, Bubba Dickerson, Kelly Mitchum, Craig Perks, Chris Couch, Frank Lickliter II. 152-Tom Pernice, Jr., Nick Price, Todd Hamilton, Robert Gamez, James Driscoll, Chris Riley, John Engler, Jr. 153-Billy Mayfair, Mark Hensby, Tom Byrum, D.A. Points, Larry Mize. 154-Shane Bertsch, Bart Bryant. 155-Jerry Smith. 158-Jay Haas, Jr. 161-Larry George. 172-Jamie R. Johnson. **W** – Luke Donald, John Daly, Paul Azinger, Fred Funk, Mathew Gogglin, Neal Lancaster, Todd Fischer, Brent Geiberger, Kirk Triplett, Brian Davis, J.B. Holmes. **DQ** – Hunter Mahan.

2007 Championship Summary



TIGER WOODS

Quail Hollow Club

Charlotte, NC

Par: 36-36 – 72

Purse: \$6,300,000

Date: April 30 - May 6, 2007

Yards: 7,442

LEADERS: First Round–Padraig Harrington opened with a 6-under-par 66 for a one-stroke lead over Jason Bohn and Vijay Singh. Second Round – Tiger Woods shot a 68 for a 6-under 138 total and was tied with Singh and Arron Oberholser. Third Round – Rory Sabbatini shot a course-record-tying 64 for an 11-under 205. Woods, at 10-under, trailed by one with Singh and Oberholser two shots back.

CUT: 85 players at 3-over-par 147 from a field of 156 professionals.

WEATHER: Thursday: Partly cloudy with a high of 80 degrees. Winds at 8-16 mph. Friday: Cloudy with showers in the morning. High of 65, winds at 6-12 mph. Saturday: Two-hour delay in starting times due to lightning from 7:44-9:44 a.m. Cloudy with showers most of the day with temperatures in the low 60s. Sunday: Mostly sunny with temperatures reaching 68. Winds 15-25 mph with gust up to 30 mph.

WINNER: Tiger Woods, 70-68-68-69 275 (13-under par), \$1,134,000

PLAYER	POS.	SCORE	OFFICIAL MONEY	PLAYER	POS.	SCORE	OFFICIAL MONEY	PLAYER	POS.	SCORE	OFFICIAL MONEY
Steve Stricker.....	2	72-70-66-69 277	680,400.00	Heath Slocum.....	T24	68-77-71-71 287	46,620.00	John Rollins.....	T56	70-76-73-72 291	14,112.00
Phil Mickelson.....	T3	70-71-68-70 279	365,400.00	Kevin Sutherland.....	T24	75-69-71-72 287	46,620.00	Charlie Wi.....	T56	74-68-75-74 291	14,112.00
Rory Sabbatini.....	T3	70-71-64-74 279	365,400.00	Nick Watney.....	T24	72-71-74-70 287	46,620.00	Dean Wilson.....	T56	72-75-72-72 291	14,112.00
Stewart Cink.....	T5	70-71-69-70 280	239,400.00	Mike Weir.....	T24	73-71-70-73 287	46,620.00	Stephen Ames.....	T61	69-73-74-76 292	13,419.00
Anthony Kim.....	T5	72-69-69-70 280	239,400.00	Robert Allenby.....	T34	70-76-69-73 288	29,820.00	Jeff Gove.....	T61	74-69-72-77 292	13,419.00
Ken Duke.....	T7	70-70-68-73 281	196,350.00	Ernie Els.....	T34	71-74-73-70 288	29,820.00	Bo Van Pelt.....	T61	77-70-75-70 292	13,419.00
Arron Oberholser.....	T7	69-69-69-74 281	196,350.00	Lucas Glover.....	T34	75-72-68-73 288	29,820.00	Charles Warren.....	T61	70-73-76-73 292	13,419.00
Vijay Singh.....	T7	67-71-69-74 281	196,350.00	Mathew Goggin.....	T34	70-73-72-73 288	29,820.00	Lee Westwood.....	T61	72-74-74-72 292	13,419.00
Bernhard Langer.....	T10	70-73-71-69 283	151,200.00	Nathan Green.....	T34	70-76-71-71 288	29,820.00	Mark Wilson.....	T61	76-70-71-75 292	13,419.00
Billy Mayfair.....	T10	73-71-67-72 283	151,200.00	J.B. Holmes.....	T34	69-74-71-74 288	29,820.00	Steve Flesch.....	T67	70-74-71-78 293	12,915.00
Brett Quigley.....	T10	70-74-69-70 283	151,200.00	Steve Marino.....	T34	74-71-70-73 288	29,820.00	Jeff Sluman.....	T67	71-76-73-73 293	12,915.00
John Senden.....	T10	72-70-69-72 283	151,200.00	Parker McLachlin.....	T34	71-75-69-73 288	29,820.00	Billy Andrade.....	T69	73-74-72-75 294	12,411.00
Sergio Garcia.....	T14	71-71-70-72 284	116,550.00	Nick O'Hern.....	T34	75-69-69-75 288	29,820.00	Brian Davis.....	T69	72-75-72-75 294	12,411.00
Trevor Immelman.....	T14	68-74-68-74 284	116,550.00	Woody Austin.....	T43	71-74-72-72 289	18,774.00	Todd Demsey.....	T69	72-75-72-75 294	12,411.00
Briny Baird.....	T16	72-73-70-70 285	91,350.00	Aaron Baddeley.....	T43	71-75-71-72 289	18,774.00	Chris DiMarco.....	T69	74-71-73-76 294	12,411.00
Robert Garrigus.....	T16	72-73-67-73 285	91,350.00	Ben Curtis.....	T43	70-75-74-70 289	18,774.00	Robert Gamez.....	T69	75-71-73-75 294	12,411.00
J.J. Henry.....	T16	72-73-69-71 285	91,350.00	Retief Goosen.....	T43	72-74-72-71 289	18,774.00	Henrik Stenson.....	T69	72-74-72-76 294	12,411.00
Fredrik Jacobson.....	T16	70-73-71-71 285	91,350.00	Padraig Harrington.....	T43	66-75-79-69 289	18,774.00	Ryan Moore.....	T75	74-72-74-75 295	11,907.00
Jose Maria Olazabal.....	T16	70-72-71-72 285	91,350.00	Jerry Kelly.....	T43	69-73-70-77 289	18,774.00	Bob Tway.....	T75	72-75-71-77 295	11,907.00
Rod Pampling.....	T16	71-70-71-73 285	91,350.00	Davis Love III.....	T43	74-72-67-76 289	18,774.00	Gavin Coles.....	T77	76-71-72-77 296	11,655.00
Carl Pettersson.....	T22	68-73-71-74 286	68,040.00	Camilo Villegas.....	T43	69-76-72-72 289	18,774.00	Cliff Kresge.....	T77	75-72-77-72 296	11,655.00
Joey Sindelar.....	T22	69-72-70-75 286	68,040.00	Boo Weekley.....	T43	72-75-69-73 289	18,774.00	Tripp Isenhour.....	T79	75-72-77-73 297	11,340.00
K.J. Choi.....	T24	70-74-69-74 287	46,620.00	Jason Bohn.....	T52	67-72-73-78 290	14,773.50	Craig Kanada.....	T79	73-73-77-74 297	11,340.00
J.P. Hayes.....	T24	75-72-69-71 287	46,620.00	Charles Howell III.....	T52	78-69-74-69 290	14,773.50	Stephen Leaney.....	T79	75-70-75-77 297	11,340.00
Robert Karlsson.....	T24	71-72-72-72 287	46,620.00	Ryuji Imada.....	T52	70-73-75-72 290	14,773.50	David Berganio, Jr.....	T82	69-76-71-83 299	11,025.00
Geoff Ogilvy.....	T24	72-73-69-73 287	46,620.00	Jeff Maggert.....	T52	68-74-77-71 290	14,773.50	Shigeki Maruyama.....	T82	73-74-78-74 299	11,025.00
Ted Purdy.....	T24	70-69-74-74 287	46,620.00	Cameron Beckman.....	T56	75-72-72-72 291	14,112.00	Zach Johnson.....	84	71-75-75-80 301	10,836.00
Adam Scott.....	T24	73-69-73-72 287	46,620.00	Michael Putnam.....	T56	72-70-76-73 291	14,112.00				

The following players did not finish (C=cut, W=withdrew)

C- 148- Luke Donald, Jason Gore, Ian Poulter, Vaughn Taylor, Kirk Triplett. 149- Jonathan Byrd, Glen Day, Joe Durant, J.L. Lewis, Hunter Mahan, George McNeill, Pat Perez, Brandt Snedeker, Kevin Stadler, Johnson Wagner. 150- David Branshaw, Chad Campbell, Brendon De Jonge, Jim Furyk, Charley Hoffman, Will MacKenzie, Troy Matteson, Rocco Mediate, Joe Ogilvie, Kyle Reifers, D.J. Trahan. 151- Ryan Armour, Eric Axley, John Cook, Mathias Gronberg, Tim Herron, John Mallinger, Shaun Micheel. 152- Robert Dinwiddie, Daisuke Maruyama, Corey Pavin, Tim Petrovic, Brett Wetterich. 153- Rich Beem, Jason Dufner, Brad Faxon, Peter Lonard, Tom Pernice, Jr. 154- Scott Verplank. 155- Tommy Gainey, Bill Haas, Justin Leonard, Steve Lowery. 156- Kent Jones, Doug LaBelle II, Craig Perks. 157- Greg Owen. 158- Bill McDonald, Paul Stankowski. 159- Steve Isley, Kelly Mitchum. 161- John Daly. 162- Todd Hamilton. 163- Jeff Quinney. 164- Ron Philo, Jr. **W-** David Howell, Sean O'Hair, Darren Clarke, Kenny Perry, Richard S. Johnson, Jesper Parnevik, Paul Azinger, Dudley Hart. **DQ-** Stuart Appleby, Frank Lickliter II

2008 Championship Summary



ANTHONY KIM

Quail Hollow Club

Charlotte, NC

Par: 36-36 – 72

LEADERS: First Round – David Toms opened with a 5-under-par 67 for a one-stroke lead over Jason Bohn and Phil Mickelson. Second Round – Bohn shot a 5-under 67 for a 9-under 135 total and led Anthony Kim by two strokes. Third Round – Kim shot a 6-under 66 and moved to 13-under, 203 for a five-stroke lead over Bohn and Heath Slocum.

Purse: \$6,400,000

Date: April 28 - May 4, 2008

Yards: 7,442

CUT: 72 players made the 54-hole cut. 87 players made the 36-hole cut at 1-over-par 145 from a field of 155 professionals and one amateur.

WEATHER: Thursday: Mostly sunny with temperatures reaching the high 70s with light winds. Friday: Mostly sunny with a high of 80 and winds S-SW at 10-20 mph. Saturday: Cloudy all day with temperatures reaching the upper 70s. Winds S-SW at 10-20 mph. Sunday: Partly cloudy and pleasant with an afternoon high in the upper 70s with winds 5-10 mph.


WINNER: Anthony Kim, 70-67-66-69 272 (16-under par), \$1,152,000

PLAYER	POS.	SCORE	OFFICIAL MONEY	PLAYER	POS.	SCORE	OFFICIAL MONEY	PLAYER	POS.	SCORE	OFFICIAL MONEY
Ben Curtis.....	2	69 71 72 65 277	691,200.00	Paul Goydos.....	T25	71 69 75 71 286	45,795.55	Camilo Villegas.....	T55	69 70 77 75 291	14,336.00
Jason Bohn.....	3	68 67 72 71 278	435,200.00	Charles Howell III.....	T25	75 68 70 73 286	45,795.55	Jay Williamson.....	T55	70 70 77 74 291	14,336.00
Robert Allenby.....	4	70 70 73 66 279	307,200.00	John Senden.....	T25	72 71 71 72 286	45,795.55	Nathan Green.....	T62	73 72 70 77 292	13,568.00
Dudley Hart.....	T5	71 67 70 72 280	243,200.00	Michael Allen.....	T34	73 70 73 71 287	32,320.00	Matt Kuchar.....	T62	73 72 73 74 292	13,568.00
Heath Slocum.....	T5	71 68 68 73 280	243,200.00	Stephen Ames.....	T34	69 75 74 69 287	32,320.00	Steve Lowery.....	T62	70 72 77 73 292	13,568.00
Jim Furyk.....	7	71 67 71 72 281	214,400.00	Ken Duke.....	T34	73 72 71 71 287	32,320.00	Patrick Sheehan.....	T62	74 71 73 74 292	13,568.00
Stewart Cink.....	T8	73 70 65 74 282	179,200.00	Sergio Garcia.....	T34	71 72 74 70 287	32,320.00	Y.E. Yang.....	T62	73 69 76 74 292	13,568.00
Fred Couples.....	T8	72 69 69 72 282	179,200.00	Todd Hamilton.....	T34	72 71 72 72 287	32,320.00	Rory Sabbatini.....	T67	70 72 77 74 293	13,120.00
Rod Pampling.....	T8	71 70 75 66 282	179,200.00	John Merrick.....	T34	69 71 73 74 287	32,320.00	Mark Wilson.....	T67	74 71 71 77 293	13,120.00
Adam Scott.....	T8	72 73 66 71 282	179,200.00	Tommy Armour III.....	T40	74 68 74 72 288	22,428.45	Lucas Glover.....	69	73 70 72 80 295	12,928.00
Hunter Mahan.....	T12	71 70 71 71 283	125,440.00	Aaron Baddeley.....	T40	73 71 74 70 288	22,428.45	Rich Beem.....	T70	72 71 75 78 296	12,736.00
Phil Mickelson.....	T12	68 74 69 72 283	125,440.00	Justin Bolli.....	T40	73 71 73 71 288	22,428.45	Nick Flanagan.....	T70	69 75 74 78 296	12,736.00
Jesper Parnevik.....	T12	71 74 71 67 283	125,440.00	Andres Romero.....	T40	72 71 72 73 288	22,428.45	Angel Cabrera.....	72	71 74 73 82 300	12,544.00
Pat Perez.....	T12	72 73 65 73 283	125,440.00	Brad Adamonis.....	T40	70 70 74 74 288	22,428.44	Richard Johnson.....	T73	73 70 77 220	12,096.00
Dean Wilson.....	T12	71 69 74 69 283	125,440.00	Robert Garrigus.....	T40	74 68 72 74 288	22,428.44	Stephen Leaney.....	T73	70 72 78 220	12,096.00
Mathew Goggin.....	T17	71 72 73 68 284	89,600.00	Steve Marino.....	T40	69 71 74 74 288	22,428.44	Jeff Maggert.....	T73	71 70 79 220	12,096.00
J.B. Holmes.....	T17	71 72 69 72 284	89,600.00	Nick O'Hern.....	T40	71 70 71 76 288	22,428.44	Kevin Na.....	T73	73 72 75 220	12,096.00
Ryuji Imada.....	T17	71 73 70 70 284	89,600.00	Nick Watney.....	T40	73 69 71 75 288	22,428.44	Joe Ogilvie.....	T73	73 72 75 220	12,096.00
Vijay Singh.....	T17	70 70 70 74 284	89,600.00	Troy Matteson.....	T49	71 73 74 71 289	15,795.20	Tim Petrovic.....	T73	73 71 76 220	12,096.00
David Toms.....	T17	67 75 72 70 284	89,600.00	Shaun Micheel.....	T49	76 69 71 73 289	15,795.20	Michael Letzig.....	79	75 70 76 221	11,648.00
Steve Flesch.....	T22	73 68 71 73 285	66,560.00	Kenny Perry.....	T49	74 71 73 71 289	15,795.20	Shane Bertsch.....	T80	71 73 78 222	11,328.00
George McNeill.....	T22	71 67 76 71 285	66,560.00	D.J. Trahan.....	T49	71 73 73 72 289	15,795.20	Lee Janzen.....	T80	72 70 80 222	11,328.00
Geoff Ogilvy.....	T22	70 70 69 76 285	66,560.00	Boo Weekley.....	T49	72 70 76 71 289	15,795.20	Vaughn Taylor.....	T80	69 75 78 222	11,328.00
James Driscoll.....	T25	70 72 74 70 286	45,795.56	Jeff Quinney.....	54	69 73 73 75 290	14,848.00	Brett Wetterich.....	T80	73 72 77 222	11,328.00
Zach Johnson.....	T25	69 76 71 70 286	45,795.56	Carlos Franco.....	T55	72 70 75 74 291	14,336.00	Kenneth Ferrie.....	T84	72 72 79 223	10,880.00
Parker McLachlin.....	T25	73 72 72 69 286	45,795.56	Billy Mayfair.....	T55	74 67 76 74 291	14,336.00	Roland Thatcher.....	T84	74 71 78 223	10,880.00
Ian Poulter.....	T25	71 71 74 70 286	45,795.56	Rocco Mediate.....	T55	72 72 73 74 291	14,336.00	Charles Warren.....	T84	74 71 78 223	10,880.00
Kevin Stadler.....	T25	75 70 71 70 286	45,795.56	Carl Pettersson.....	T55	72 73 74 72 291	14,336.00	Garrett Willis.....	87	74 71 80 225	10,624.00
Brian Davis.....	T25	74 70 71 71 286	45,795.55	Brandt Snedeker.....	T55	73 69 76 73 291	14,336.00				

The following players did not finish (C=cut, W=withdrew, DQ=disqualified)

C – 146 Mathias Gronberg, Matt Jones, Jeff Overton, Nicholas Thompson, Bubba Watson. 147 Stuart Appleby, Ryan Armour, Brian Bateman, Chris DiMarco, Luke Donald, Fredrik Jacobson, Cliff Kresge, Ryan Moore, Trevor Murphy, Brenden Pappas, Tom Pernice, Jr. 148 Eric Axley, Jonathan Byrd, Alex Cejka, Bill Haas, J.J. Henry, Scott McCarron, Steve Stricker, Chip Sullivan, Bo Van Pelt, Johnson Wagner, Charlie Wi. 149 Paul Casey, Robert Gamez, Trevor Immelman, Dustin Johnson, Jerry Kelly, Frank Lickliter II, Davis Love III, Jose Maria Olazabal, Jin Park, Brett Quigley, Tag Ridings, Justin Rose, Kevin Sutherland, Jimmy Walker. 150 Woody Austin, Olin Browne, Bob Estes, Mark Hensby, Tim Herron, Shigeki Maruyama, Ted Purdy, Michael Putnam, Chez Reavie, Kyle Thompson, Mike Weir. 151 Billy Andrade, Kevin Streelman, Tim Wilkinson. 152 Tim Clark, David Duval, Tommy Gainey, Marc Turnesa. 153 J.L. Lewis, Jon Mills, Brett Rumford, Chris Stroud. 155 Joe Durant, Charley Hoffman. 157 Scott Sterling. 158 Curt Sanders. **W/ DQ** – Kyle Reifers, Peter Lonard.

2009 Championship Summary



SEAN O'HAIR

Quail Hollow Club

Charlotte, NC

Par: 36-36 – 72

Purse: \$6,500,000

Date: April 27 - May 3, 2009

Yards: 7,442

LEADERS: First Round–Tiger Woods opened with a 7-under-par 65 for a two stroke lead over Steve Marino, Phil Mickelson, Robert Allenby, and Jason Dufner. Second Round–Bubba Watson and Retief Goosen are tied at 8-under 136. Zach Johnson, George McNeill, Woods and Jim Furyk trail by one. Third Round–Johnson shot a 69 for an 11-under 205 total to lead Lucas Glover, Woods and McNeill by two strokes and by three over Sean O'Hair.

CUT: 74 players at even-par 144 from a field of 156 professionals.

WEATHER: Thursday: Partly cloudy with a high of 79 degrees. Winds S 8-15. Friday: Mostly cloudy with a high of 79 degrees and winds SSW 12-33 mph. Saturday: Mostly cloudy with late afternoon thunderstorms. Play was suspended for 1 hour and 12 minutes beginning at 5:46 p.m. due to a dangerous situation with four players still on the course. Temperatures reached a high of 79 degrees and winds were SSW 12-22 mph. Sunday: Mostly cloudy with a high of 82 degrees and winds SSW 12-22 mph.

WINNER: Sean O'Hair, 69-72-67-69 277 (11-under par), \$1,170,000

PLAYER	POS.	SCORE	OFFICIAL MONEY	PLAYER	POS.	SCORE	OFFICIAL MONEY	PLAYER	POS.	SCORE	OFFICIAL MONEY			
Lucas Glover	T2	68 71 68 71	278	572,000.00	Davis Love III	T22	70 69 70 74	283	58,592.85	Brendon Todd.....	T47	70 70 72 76	288	16,921.66
Bubba Watson	T2	71 65 72 70	278	572,000.00	Nick Watney	T22	71 71 69 72	283	58,592.85	Robert Karlsson.....	T53	70 69 78 72	289	14,906.67
Tiger Woods	4	65 72 70 72	279	312,000.00	Cameron Beckman.....	T29	73 71 72 68	284	44,200.00	Jonathan Kaye.....	T53	70 72 74 73	289	14,906.67
Jonathan Byrd.....	T5	72 72 70 66	280	212,875.00	Ross Fisher.....	T29	73 67 69 75	284	44,200.00	Chris Stroud.....	T53	73 69 78 69	289	14,906.67
Jason Dufner	T5	67 71 71 71	280	212,875.00	Bo Van Pelt	T29	69 71 71 73	284	44,200.00	Steve Wheatcroft.....	T53	70 73 77 69	289	14,906.67
Phil Mickelson	T5	67 71 75 67	280	212,875.00	Ben Curtis	T32	74 70 71 70	285	35,966.67	Kent Jones.....	T53	72 70 71 76	289	14,906.66
Tim Petrovic	T5	71 70 71 68	280	212,875.00	Cliff Kresge.....	T32	69 72 72 72	285	35,966.67	Jeff Overton.....	T53	70 71 73 75	289	14,906.66
Ian Poulter	T5	71 70 70 69	280	212,875.00	Geoff Ogilvy	T32	71 73 68 73	285	35,966.67	Steve Lowery	T59	73 71 73 73	290	14,300.00
Ted Purdy.....	T5	70 69 72 69	280	212,875.00	John Senden.....	T32	71 72 73 69	285	35,966.67	Jeff Maggert.....	T59	68 70 75 77	290	14,300.00
Jim Furyk	T11	71 66 73 71	281	129,071.43	Jeff Klauk.....	T32	69 71 70 75	285	35,966.66	Peter Tomasulo.....	T59	74 69 73 74	290	14,300.00
Retief Goosen.....	T11	68 68 72 73	281	129,071.43	Joe Ogilvie	T32	71 72 69 73	285	35,966.66	Chad Campbell.....	T62	72 70 73 76	291	13,910.00
Fredrik Jacobson	T11	71 70 70 70	281	129,071.43	Michael Allen.....	T38	70 73 72 71	286	27,300.00	David Mathis	T62	70 73 72 76	291	13,910.00
Martin Kaymer	T11	71 70 69 71	281	129,071.43	Brian Davis	T38	72 71 72 71	286	27,300.00	John Rollins.....	T62	70 74 76 71	291	13,910.00
Boo Weekley.....	T11	71 70 72 68	281	129,071.43	Ken Duke.....	T38	70 72 73 71	286	27,300.00	Trevor Immelman.....	T65	73 70 76 74	293	13,520.00
Y.E. Yang.....	T11	72 71 66 72	281	129,071.43	Danny Lee.....	T38	71 69 70 76	286	27,300.00	Pat Perez.....	T65	74 70 76 73	293	13,520.00
Zach Johnson.....	T11	70 67 68 76	281	129,071.42	Steve Marino	T38	67 72 74 73	286	27,300.00	Aron Price	T65	71 73 78 71	293	13,520.00
George McNeill.....	T18	69 68 70 75	282	87,750.00	Tom Pernice, Jr.....	T38	72 69 77 68	286	27,300.00	Brad Faxon	T68	74 69 80 71	294	13,195.00
Shaun Micheel	T18	74 69 73 66	282	87,750.00	Brendon de Jonge.....	T44	72 69 67 79	287	21,450.00	Parker McLachlin.....	T68	73 71 74 76	294	13,195.00
David Toms.....	T18	71 71 67 73	282	87,750.00	Mathew Goggin	T44	71 71 74 71	287	21,450.00	Mark Calcavecchia	T70	69 74 74 78	295	12,870.00
Charles Warren	T18	69 71 71 71	282	87,750.00	John Huston	T44	73 71 69 74	287	21,450.00	Steve Flesch	T70	69 74 78 74	295	12,870.00
Matt Bettencourt.....	T22	72 71 71 69	283	58,592.86	Robert Allenby.....	T47	67 74 77 70	288	16,921.67	Bill Lunde.....	T70	72 72 74 77	295	12,870.00
Bill Haas.....	T22	69 71 71 72	283	58,592.86	Anthony Kim.....	T47	70 69 78 71	288	16,921.67	Gary Woodland.....	73	70 74 76 76	296	12,610.00
Hunter Mahan	T22	68 72 75 68	283	58,592.86	Will MacKenzie.....	T47	70 74 71 73	288	16,921.67	Rich Beem.....	74	71 73 76 82	302	12,480.00
Rocco Mediate	T22	72 70 72 69	283	58,592.86	Kevin Sutherland.....	T47	71 72 75 70	288	16,921.67					
Camilo Villegas	T22	71 67 74 71	283	58,592.86	Martin Laird.....	T47	74 70 70 74	288	16,921.66					

The following players did not finish (C=cut, W=withdrew, DQ=disqualified)

C – 145 Woody Austin, Eric Axley, Brian Bateman, Jason Bohn, Greg Chalmers, Stewart Cink, Ben Crane, Paul Goydos, John Merrick, Ryan Moore, Nick O'Hern, Chez Reavie, Andres Romero, Aaron Watkins. 146- Angel Cabrera, Harrison Frazar, Colt Knost, Michael Letzig, Peter Lonard, Jarrod Lyle, Heath Slocum, Roland Thatcher, Kirk Triplett, Johnson Wagner, Jay Williamson. 147- Chris DiMarco, Jerry Kelly, James Nitties, Brett Quigley, Nicholas Thompson. 148- K.J. Choi, Paul Claxton, Glen Day, Steve Elkington, Padraig Harrington, Ryuji Imada, Greg Kraft, Marc Leishman, Troy Matteson, Rory Sabbatini, Vaughn Taylor. 149- Aaron Baddeley, David Duval, Sergio Garcia, J.B. Holmes, Richard S. Johnson, Spencer Levin, Rod Pampling, D.A. Points, Jeff Quinney, Curt Sanders, Webb Simpson, Dean Wilson. 150- J.J. Henry, Charles Howell III, Greg Owen, Carl Pettersson, Scott Piercy, Justin Rose, Vijay Singh, Kevin Streelman. 151- Tommy Armour III, Notah Begay III, Matt Kuchar, Stephen Leaney. 152- D.J. Trahan, Stuart Appleby, Derek Fathauer, Nathan Green, Todd Hamilton, Adam Scott, Jeev Milkha Singh, Mark Wilson. 153- Jason Gore. 154- Robert Garrigus, Casey Wittenberg. 155- Billy Mayfair. **W**- David Berganio, Jr., Kevin Na, Brad Adamonis, Scott McCarron, Marc Turnesa.

2010 Championship Summary



Quail Hollow Club

Charlotte, NC

Par: 36-36 – 72

Purse: \$6,500,000

Date: April 28 - May 2, 2010

Yards: 7,469

LEADERS: First Round—Bo Van Pelt opened with a 7-under-par 65 for a one stroke lead over Kenny Perry. Camilo Villegas trailed by two. Second Round—Billy Mayfair's 8-under-par 136 total leads by one over Angel Cabrera. Paul Goydos, J.P. Hayes, Dustin Johnson and Phil Mickelson trailed by two. Third Round—Mayfair is at 9-under-par 207 and leads by two over Davis Love III and Phil Mickelson. Cabrera, Henry and Johnson are three back and Rory McIlroy trails by four.

WEATHER: Thursday: Sunny with an afternoon high of 80 degrees. Winds SW 5-10 mph. Friday: Sunny with temperatures in the lower 80s. Winds SW 10-15 mph. Saturday: Party cloudy and humid with an afternoon high of 82 degrees. Winds SSW 7-12 mph. Sunday: Sunny and warm with afternoon temperatures reaches 90. Winds SSW 10-15 mph.

CUT: 77 players at 1-over-par 145 from a field of 156 professionals.

WINNER: Rory McIlroy, 72-73-66-62—273 (15 under-par), \$1,170,000

PLAYER	POS.	SCORE	OFFICIAL MONEY	PLAYER	POS.	SCORE	OFFICIAL MONEY	PLAYER	POS.	SCORE	OFFICIAL MONEY			
Phil Mickelson	2	70 68 71 68	277	702,000.00	Bubba Watson	T22	70 73 69 74	286	58,592.86	Carl Pettersson.....	T51	74 71 78 68	291	15,296.67
Angel Cabrera	3	70 67 73 68	278	442,000.00	Ryuji Imada	T29	74 71 73 69	287	38,711.12	Charley Hoffman.....	T51	72 72 69 78	291	15,296.67
Brendon de Jonge	4	70 73 70 66	279	312,000.00	Blake Adams	T29	73 71 72 71	287	38,711.12	Chris Tidland	T51	72 71 73 75	291	15,296.67
Bo Van Pelt	5	65 76 71 68	280	260,000.00	Chad Campbell.....	T29	72 70 74 71	287	38,711.12	Mark Calcavecchia	T57	71 74 73 74	292	14,365.00
Rickie Fowler	6	73 70 71 67	281	234,000.00	Chad Collins	T29	74 70 70 76	287	38,711.12	Brian Gay.....	T57	73 71 76 74	292	14,365.00
Padraig Harrington	T7	72 72 70 68	282	175,964.29	Bill Haas	T29	71 70 70 76	287	38,711.12	John Merrick	T57	72 70 76 74	292	14,365.00
Matt Jones.....	T7	74 71 69 68	282	175,964.29	Dustin Johnson	T29	73 65 72 77	287	38,711.12	Kenny Perry	T57	66 79 75 72	292	14,365.00
Scott McCarron	T7	70 75 67 70	282	175,964.29	Joe Ogilvie	T29	73 69 74 71	287	38,711.12	Brian Stuard	T57	69 76 71 76	292	14,365.00
Mark Wilson	T7	73 72 70 67	282	175,964.29	Heath Slocum	T29	69 74 70 74	287	38,711.12	Camilo Villegas	T57	67 72 73 80	292	14,365.00
Jim Furyk	T7	75 65 71 71	282	175,964.29	Chris Stroud	T29	73 71 71 72	287	38,711.12	Charles Howell III.....	T63	74 71 75 73	293	13,585.00
J.J. Henry	T7	68 71 71 72	282	175,964.29	Paul Goydos	T38	68 70 73 77	288	27,950.00	Rod Pampling	T63	70 75 73 75	293	13,585.00
Anthony Kim.....	T7	72 69 70 71	282	175,964.29	J.P. Hayes.....	T38	74 64 76 74	288	27,950.00	D.A. Points	T63	72 73 77 71	293	13,585.00
Billy Mayfair	T14	68 68 71 76	283	120,250.00	Geoff Ogilvy	T38	68 72 73 75	288	27,950.00	Kevin Sutherland	T63	72 68 73 80	293	13,585.00
Kevin Na	T14	72 69 73 69	283	120,250.00	Tim Petrovic	T38	74 71 73 75	288	27,950.00	Johnson Wagner	T63	73 70 74 76	293	13,585.00
Steve Marino	16	73 72 67 72	284	110,500.00	Lee Westwood.....	T38	73 72 71 72	288	27,950.00	Steve Wheatcroft.....	T63	75 70 71 78	293	13,585.00
Robert Allenby	T17	71 70 72 72	285	91,000.00	Henrik Bjornstad.....	T43	72 73 72 72	289	21,450.00	Stuart Appleby	T69	75 70 71 78	294	12,870.00
Tom Gillis	T17	71 69 74 71	285	91,000.00	Ross Fisher	T43	72 73 69 75	289	21,450.00	Michael Connell.....	T69	76 69 76 73	294	12,870.00
Davis Love III	T17	70 71 68 76	285	91,000.00	Jarrold Lyle.....	T43	71 72 75 71	289	21,450.00	Garth Mulroy	T69	69 71 74 80	294	12,870.00
Hunter Mahan	T17	71 71 73 70	285	91,000.00	Brett Quigley.....	T43	73 72 73 71	289	21,450.00	Greg Owen	T69	74 71 71 78	294	12,870.00
Aaron Price.....	T17	75 69 73 68	285	91,000.00	Andres Romero.....	T43	68 76 74 71	289	21,450.00	D.J. Trahan	T69	73 72 72 77	294	12,870.00
Ricky Barnes.....	T22	69 72 74 71	286	58,592.86	Greg Chalmers.....	T48	70 71 74 75	290	17,030.00	Roger Tambellini.....	74	74 71 76 75	296	12,480.00
Carlos Franco	T22	72 71 71 72	286	58,592.86	Brad Faxon	T48	68 75 73 74	290	17,030.00	Rocco Mediate	75	70 75 75 77	297	12,350.00
Lucas Glover	T22	71 71 74 70	286	58,592.86	Will MacKenzie.....	T48	71 74 70 75	290	17,030.00	Tim Herron	T76	71 74 75 78	298	12,155.00
Trevor Immelman.....	T22	74 68 71 73	286	58,592.86	Aaron Baddeley.....	T51	73 72 73 73	291	15,296.67	Brandt Snedeker.....	T76	70 75 76 77	298	12,155.00
Nick Watney	T22	70 71 72 73	286	58,592.86	Zach Johnson	T51	71 73 73 74	291	15,296.67					
Jason Day.....	T22	73 71 69 73	286	58,592.86	Bill Lunde	T51	73 72 73 73	291	15,296.67					

The following players did not finish (C=cut, W=withdrew, DQ=disqualified)

C – 146 Kris Blanks, Jason Bohn, Alex Cejka, Matt Kuchar, Troy Matteson, Ryan Moore, Scott Piercy, Ted Purdy, Chez Reavie, John Senden, Vaughn Taylor, David Toms. 147- Michael Allen, Jonathan Byrd, Stewart Cink, Fred Couples, Brian Davis, David Duval, J.B. Holmes, Martin Laird, Derek Lamely, Cortland Lowe, David Lutterus, Jeff Maggert, George McNeill, Jeff Overton, Pat Perez, Alex Prugh, Webb Simpson, Kevin Stadler. 148- Ben Curtis, Harrison Frazar, Mathew Goggin, Fredrik Jacobson, Spencer Levin, James Nitties, Cameron Percy, Chris Riley, Josh Teater, Jimmy Walker, Charles Warren, Garrett Willis. 149- Rich Barcelo, Matt Bettencourt, James Driscoll, Sean O'Hair, Nick O'Hern, Vijay Singh, Kevin Streelman, Cameron Tringale. 150- Woody Austin, Bryce Molder, Rory Sabbatini, Jerod Turner, Boo Weekly. 151- Nathan Green, Richard S. Johnson, Adam Scott, Roland Thatcher. 152- Martin Flores, Troy Merritt. 153- Cameron Beckman, Jeff Quinney, Omar Uresti, Tiger Woods. 154- Craig Bowden, Steve Lowery, Vance Veazey. 155- Notah Begay III, Jason Dufner. 156- Nicholas Thompson. 157- Jeff Klauk. 158- Kevin Johnson, Willis Ring. 165- Jeff Peck. **W**- Parker McLachlin, Greg Kraft.

2011 Championship Summary



LUCAS GLOVER

Quail Hollow Club

Charlotte, NC

Par: 36-36 – 72

Purse: \$6,500,000

Date: May 5 – 8, 2011

Yards: 7,469

LEADERS: First Round—Bill Haas opened with an 8-under-par 64 for a stwo stroke lead over Jonathan Byrd and David Toms. Second Round—Pat Perez shot a 65 and his 12-under 132 total led Byrd and Haas by two. Lucas Glover and Phil Mickelson were three strokes back. Third Round—Byrd's 15-under 201 total is one stroke better than Perez and three ahead of Glover and Stewart Cink.

CUT: 84 players at even-par 144 from a field of 156 professionals. A second cut was made following the third round to 71 players at even-par 216.

WEATHER: Thursday: Mostly sunny and cool with a high of 68 degrees and winds SSW at 5-10 mph. Friday: Mostly cloudy and cool with late-morning thunderstorms and 71 degrees. Second-round play was suspended at 10:51 a.m. due to lightning. Play resumed at 12:12 p.m. for a 1-hour, 21 minute delay. Afternoon tee times were delayed 1 hour, 20 minutes. Saturday: Dense morning fog forced a 90-minute delay to the start of the third round with sunny skies the rest of the day and a high of 77. Sunday: Partly cloudy with temperatures reaching 80 and winds W at 8-12 mph.

PLAY-OFF: Lucas Glover def. Jonathan Byrd with a par-4 on first playoff hole (18).


WINNER: Lucas Glover, 67-68-69-69—273 (15 under-par), \$1,170,000

PLAYER	POS.	SCORE	OFFICIAL MONEY	PLAYER	POS.	SCORE	OFFICIAL MONEY	PLAYER	POS.	SCORE	OFFICIAL MONEY			
Jonathan Byrd.....	2	66 68 67 72	273	702,000.00	Edoardo Molinari.....	T28	72 71 71 68	282	44,200.00	Brendan Steele.....	T55	77 66 72 71	286	14,755.00
Rory Sabbatini.....	3	72 71 66 65	274	442,000.00	Tag Ridings.....	T28	71 69 73 69	282	44,200.00	Charles Howell III.....	T59	73 71 71 72	287	14,300.00
Bill Haas.....	4	64 70 71 70	275	312,000.00	Justin Rose.....	T28	71 73 69 69	282	44,200.00	Alex Prugh.....	T59	75 68 73 71	287	14,300.00
Kevin Na.....	5	69 69 67 71	276	260,000.00	Jason Bohn.....	T33	71 67 75 70	283	30,170.84	Cameron Tringale.....	T59	70 72 72 73	287	14,300.00
Bobby Gates.....	T6	69 70 69 69	277	217,750.00	J.J. Henry.....	T33	73 71 70 69	283	30,170.84	Martin Kaymer.....	T62	70 71 73 74	288	13,975.00
Zach Johnson.....	T6	73 69 67 68	277	217,750.00	John Rollins.....	T33	73 68 74 68	283	30,170.84	Paul Stankowski.....	T62	75 69 70 74	288	13,975.00
Pat Perez.....	T6	67 65 70 75	277	217,750.00	D.J. Trahan.....	T33	70 73 70 70	283	30,170.84	Jarrold Lyle.....	T64	71 71 73 74	289	13,585.00
Phil Mickelson.....	T9	69 66 74 69	278	150,428.58	Jim Herman.....	T33	68 74 70 71	283	30,170.83	Joe Ogilvie.....	T64	72 71 71 75	289	13,585.00
Stewart Cink.....	T9	71 65 68 74	278	150,428.58	Billy Horschel.....	T33	73 66 73 71	283	30,170.83	Chris Stroud.....	T64	72 71 69 77	289	13,585.00
Robert Garrigus.....	T9	72 67 70 69	278	150,428.57	Kent Jones.....	T33	72 70 71 70	283	30,170.83	Michael Thompson.....	T64	73 69 70 77	289	13,585.00
Padraig Harrington.....	T9	69 72 69 68	278	150,428.57	Ryan Moore.....	T33	69 69 72 73	283	30,170.83	Ryuji Imada.....	T68	69 70 76 75	290	13,130.00
J.B. Holmes.....	T9	70 72 65 71	278	150,428.57	Jeff Overton.....	T33	70 71 71 71	283	30,170.83	Jimmy Walker.....	T68	75 69 71 75	290	13,130.00
Carl Pettersson.....	T9	66 68 72 70	278	150,428.57	John Senden.....	T33	74 64 72 73	283	30,170.83	Gary Woodland.....	T68	72 71 68 79	290	13,130.00
Vijay Singh.....	T9	68 68 73 69	278	150,428.57	Bo Van Pelt.....	T33	71 67 72 73	283	30,170.83	Richard S. Johnson.....	71	74 69 73 77	293	12,870.00
Brian Davis.....	T16	70 67 69 73	279	97,500.00	Johnson Wagner.....	T33	73 71 68 71	283	30,170.83	Bill Lunde.....	T72	73 71 73 217	12,545.00	
Rickie Fowler.....	T16	68 72 68 71	279	97,500.00	Chez Reavie.....	T45	69 73 73 69	284	20,150.00	David Mathis.....	T72	73 69 75 217	12,545.00	
Davis Love III.....	T16	70 69 68 72	279	97,500.00	Kyle Stanley.....	T45	72 71 69 72	284	20,150.00	Heath Slocum.....	T72	73 70 74 217	12,545.00	
Hunter Mahan.....	T16	72 70 67 70	279	97,500.00	Boo Weekley.....	T45	71 72 71 70	284	20,150.00	Scott Stallings.....	T72	70 74 73 217	12,545.00	
Andres Romero.....	T16	71 67 67 74	279	97,500.00	Mathew Goggin.....	T48	70 74 72 69	285	16,157.15	Arjun Atwal.....	76	72 71 75 218	12,220.00	
Matt Jones.....	T21	70 69 69 72	280	72,800.00	Marc Leishman.....	T48	73 71 71 70	285	16,157.15	Scott Gutschewski.....	T77	71 73 75 219	12,025.00	
Steve Marino.....	T21	70 67 71 72	280	72,800.00	Robert Allenby.....	T48	72 71 69 73	285	16,157.14	Bio Kim.....	T77	73 71 75 219	12,025.00	
Webb Simpson.....	T21	70 67 74 69	280	72,800.00	Alex Cejka.....	T48	71 68 70 76	285	16,157.14	George McNeill.....	79	73 71 76 220	11,830.00	
Jim Furyk.....	T24	72 72 69 68	281	55,412.50	Brendon de Jonge.....	T48	75 68 71 71	285	16,157.14	Hunter Haas.....	T80	72 72 77 221	11,635.00	
Tim Herron.....	T24	70 69 73 69	281	55,412.50	Charles Warren.....	T48	72 68 73 72	285	16,157.14	Michael Putnam.....	T80	71 73 77 221	11,635.00	
Trevor Immelman.....	T24	73 70 71 67	281	55,412.50	Bubba Watson.....	T48	72 68 73 72	285	16,157.14	Chad Campbell.....	T82	71 71 80 222	11,310.00	
David Toms.....	T24	66 72 71 72	281	55,412.50	James Driscoll.....	T55	74 69 71 72	286	14,755.00	Nathan Green.....	T82	73 71 78 222	11,310.00	
Steven Bowditch.....	T28	71 68 72 71	282	44,200.00	Brandt Jobe.....	T55	69 73 73 71	286	14,755.00	Anthony Kim.....	T82	70 74 78 222	11,310.00	
Sergio Garcia.....	T28	69 69 74 70	282	44,200.00	Billy Mayfair.....	T55	69 72 74 70	286	14,755.00					

The following players did not finish (C=cut, W=withdrew, DQ=disqualified)

C – 145- Stuart Appleby, Kevin Chappell, Chad Collins, Michael Connell, Ben Curtis, Joe Durant, Steve Flesch, Fabian Gomez, Robert Karlsson, Ben Martin, William McGirt, Kevin Sutherland, Vaughn Taylor, Peter Tomasulo, Fredrik Jacobsen, Marc Turnesa. 146- Joseph Bramlett, Paul Casey, Josh Teater, Rocco Mediate, Martin Laird, Paul Goydos, Charley Hoffman, Sunghoon Kang, Cameron Beckman, Keegan Bradley, Greg Chalmers. 147- Kris Blanks, Tommy Gainey, Troy Matteson, Rory McIlroy, Zack Miller, Jhonattan Vegas, Sam Saunders. 148- Bryce Molder, J.P. Hayes, David Duval, Rich Beem, Blake Adams. 149- Tim Petrovic, D.A. Points, Troy Merritt, Camilo Villegas, Willie Wood, Lanto Griffin. 150- Mark Wilson, Jim Renner, Chris DiMarco, Chris Kirk. 151- Derek Lamely, Dustin Johnson, D.J. Brigman, Henrik Stenson, Nick Watney, Dean Wilson, Jeff Maggert, Brad Faxon. 152- Justin Hicks. 153- Kevin Kisner, Colt Knost, Garrett Willis, Shaun Micheel. 154- Bryan Bigley. 155- Jeff Klauk, David Hearn. 156- Daniel Summerhays. 158- Todd Camplin. W- Matt Bettencourt.

2012 Championship Summary



RICKIE FOWLER

Quail Hollow Club

Charlotte, NC

Par: 36-36 – 72

Purse: \$6,500,000

Date: May 3 – 6, 2012

Yards: 7,444

LEADERS: First Round—Ryan Moore, Stewart Cink, and Webb Simpson all opened with a 7-under-par 65 for a one-stroke lead over Rickie Fowler and four others. Second Round—Nick Watney shot a 64 and his 12-under-par total led Simpson by one and four others by two. Fowler trailed by six. Third Round—Simpson's 14-under 202 total was one stroke better than Moore and D.A. Points. Rory McIlroy and Watney trailed by two and Fowler by three.

CUT: 74 players at 1-under-par 143 from a field of 156 professionals.

WEATHER: Thursday: Sunny and warm with a high of 89 degrees. Winds SW 8-12 mph. Friday: Partly cloudy with a high of 85 degrees. WSW winds 5-10 mph. Saturday: Partly cloudy with a high of 86 degrees. W winds 5-10 mph. Sunday: Mostly cloudy turning to partly cloudy in the afternoon with a high of 79 degrees. NE winds 10-15 mph.

PLAY-OFF: Rickie Fowler def. Rory McIlroy and D.A. Points with a birdie-3 on the first playoff hole (18).


WINNER: Rickie Fowler, 66-72-67-69—274 (14 under-par), \$1,170,000

PLAYER	POS.	SCORE	OFFICIAL MONEY	PLAYER	POS.	SCORE	OFFICIAL MONEY	PLAYER	POS.	SCORE	OFFICIAL MONEY			
Rory McIlroy.....	T2	70-68-66-70	274	572,000.00	Will Claxton.....	T26	71-72-70-69	282	47,125.00	Jeff Overton.....	T48	68-71-70-77	286	16,536.00
D.A. Points.....	T2	66-68-69-71	274	572,000.00	Kevin Stadler.....	T26	68-74-70-70	282	47,125.00	Hunter Mahan.....	T53	73-68-75-71	287	15,047.50
Webb Simpson.....	4	65-68-69-73	275	312,000.00	Sunghoon Kang.....	T26	71-70-70-71	282	47,125.00	Ryuji Imada.....	T53	69-72-72-74	287	15,047.50
Lee Westwood.....	T5	71-72-68-66	277	237,250.00	Martin Laird.....	T26	72-70-69-71	282	47,125.00	Kevin Chappell.....	T53	72-71-71-73	287	15,047.50
Ben Curtis.....	T5	69-70-71-67	277	237,250.00	Phil Mickelson.....	T26	71-72-68-71	283	47,125.00	Tom Gillis.....	T53	73-68-69-77	287	15,047.50
Ryan Moore.....	T5	65-70-68-75	277	237,250.00	Ken Duke.....	T32	72-71-72-68	283	34,450.00	Gary Christian.....	T57	73-70-74-71	288	14,235.00
Nick Watney.....	8	68-64-72-74	278	201,500.00	Josh Teater.....	T32	69-73-71-70	283	34,450.00	Sang-Moon Bae.....	T57	69-69-77-73	288	14,235.00
Jonathan Byrd.....	T9	69-69-72-69	279	156,000.00	Roberto Castro.....	T32	68-72-72-71	283	34,450.00	Chris Kirk.....	T57	75-67-73-73	288	14,235.00
James Driscoll.....	T9	71-70-69-69	279	156,000.00	Heath Slocum.....	T32	69-67-75-72	283	34,450.00	J.J. Henry.....	T57	73-69-71-75	288	14,235.00
Jason Day.....	T9	70-70-69-70	279	156,000.00	Billy Mayfair.....	T32	67-71-73-72	283	34,450.00	Andres Romero.....	T57	70-71-73-74	288	14,235.00
Brian Davis.....	T9	66-74-69-70	279	156,000.00	Spencer Levin.....	T32	72-68-70-73	283	34,450.00	Brian Harman.....	T57	67-74-72-75	288	14,235.00
Seung-Yul Noh.....	T9	68-70-70-71	279	156,000.00	Camilo Villegas.....	T32	71-70-69-73	283	34,450.00	Cameron Tringale.....	T57	69-74-70-75	288	14,235.00
Jonas Blixt.....	T9	68-73-67-71	279	156,000.00	Pat Reed.....	T32	66-74-69-74	283	34,450.00	J.B. Holmes.....	T57	71-71-69-77	288	14,235.00
Sean O'Hair.....	T15	72-69-69-70	280	100,750.00	Chad Campbell.....	T40	72-71-72-69	284	24,700.00	David Hearn.....	T65	70-72-76-71	289	13,455.00
David Toms.....	T15	74-65-70-71	280	100,750.00	John Merrick.....	T40	70-68-74-72	284	24,700.00	Aaron Baddeley.....	T65	69-73-75-72	289	13,455.00
Robert Garrigus.....	T15	69-72-68-71	280	100,750.00	Rocco Mediate.....	T40	68-69-75-72	284	24,700.00	Marc Leishman.....	T65	75-67-74-73	289	13,455.00
George McNeill.....	T15	70-68-68-75	280	100,750.00	Brendon de Jonge.....	T40	67-73-72-72	284	24,700.00	Johnson Wagner.....	T65	71-66-74-78	289	13,455.00
John Senden.....	T15	66-68-72-74	280	100,750.00	Tommy Gainey.....	T40	68-72-69-75	284	24,700.00	Zach Johnson.....	T69	70-71-77-72	290	13,000.00
Stewart Cink.....	T15	65-69-71-75	280	100,750.00	Richard H. Lee.....	T40	70-69-69-76	284	24,700.00	Brandt Jobe.....	T69	72-70-72-75	290	13,000.00
Arjun Atwal.....	T21	68-69-75-69	281	67,600.00	Troy Matteson.....	T46	74-69-70-72	285	19,500.00	Kyle Reifers.....	T69	70-72-69-79	290	13,000.00
Hunter Haas.....	T21	68-68-75-70	281	67,600.00	Carl Pettersson.....	T46	69-72-70-74	285	19,500.00	Gavin Coles.....	72	72-71-75-74	292	12,740.00
Martin Flores.....	T21	68-70-71-72	281	67,600.00	Jimmy Walker.....	T48	69-73-73-71	286	16,536.00	Alexandre Rocha.....	73	68-75-73-77	293	12,610.00
Ben Crane.....	T21	70-64-73-74	281	67,600.00	Brendan Steele.....	T48	71-72-71-72	286	16,536.00	Harris English.....	74	70-72-77-75	294	12,480.00
Geoff Ogilvy.....	T21	71-70-65-75	281	67,600.00	Dicky Pride.....	T48	69-72-73-72	286	16,536.00					
Jim Furyk.....	T26	71-71-71-69	282	47,125.00	Robert Karlsson.....	T48	71-67-73-75	286	16,536.00					

The following players did not finish (C=cut, W=withdrew, DQ=disqualified)

C – 144- Chris Couch, Jhonattan Vegas, Angel Cabrera, Matt Bettencourt, Henrik Stenson, Mike Weir, Tiger Woods, Mathew Goggin, Greg Owen, Patrick Sheehan, Pat Perez, Marco Dawson, Charlie Wi, Chris Stroud, Trevor Immelman, Nathan Green, Garth Mulroy, Kevin Kisner. **145-** Michael Thompson, Vijay Singh, Scott Brown, Ted Potter Jr., Kyle Thompson, David Mathis, Steve Flesch, J.J. Killeen, Stuart Appleby, Bill Haas, Kyle Stanley, Colt Knost, Steve Wheatcroft. **146-** Stephen Gangluff, Chez Reavie, Keegan Bradley, Joe Ogilvie. **147-** Blake Adams, Stephen Ames, Retief Goosen, Robert Allenby, John Huh, William McGirt, Jamie Lovemark. **148-** Hank Kuehne, Vaughn Taylor, Edward Loar, Daniel Summerhays, Rory Sabbatini, Tim Clark, Lucas Glover, Kris Blanks. **149-** Jason Bohn, Marco Dawson, Brendon Todd, Tommy Biershenk, Jeff Maggert, Bill Lunde, Derek Lamely, Kevin Na. **150-** Mark Wilson, Cameron Beckman, Erik Compton, Mark Anderson, David Duval, Russell Knox, Charles Howell, Miguel Angel Carballo, Jason Kokrak. **151-** Bobby Gates, Scott Stallings, Tom Pernice Jr. **152-** Billy Hurley III, Frank Adams III. **153-** Rick Lewallen, Nick Flanagan. **154-** Nick O'Hern. **155-** Bryan Bigley. **148-** Scott Dunlap. **W-** Troy Kelly, Bo Van Pelt, Charlie Beljan, Anthony Kim, D.J. Trahan.

2013 Championship Summary



DEREK ERNST

Quail Hollow Club

Charlotte, NC

Par: 36-36 – 72

LEADERS: First Round—Rory McIlroy, Ryan Moore, Nick Watney, Nate Smith, Robert Garrigus, Derek Ernst and Daniel Summerhays open with 5-under-par 67s. Second Round—Phil Mickelson shoots a 5-under 67 and his 9-under-par total led Scott Gardiner, George McNeill and Watney by two strokes. Ernst trailed by three. Third Round—Mickelson adds a 73 and is tied with Watney at 8-under. McNeill trailed by one while Ernst and David Lynn were two strokes back.

CUT: 84 players at 2-over 146 from a field of 156 professionals. 72 players made the 54-hole cut at 4-over 220.

Purse: \$6,700,000

Date: May 2 – 5, 2013

Yards: 7,492

WEATHER: Thursday: Cloudy with a high of 67.

Winds NE at 10-15 mph. Friday: Cloudy with an afternoon high of 67. Winds ENE at 10-15 mph with gusts to 25 mph. Saturday: Cloudy with a high of 62. Winds NNE at 10-15 mph. Sunday: Cloudy, breezy and cooler with showers and a high of 59. Winds ENE at 15-20 mph, gusting to 30 mph. Due to threat of inclement weather, final-round tee times took place between 6:45-8:46 a.m. in threesomes of Nos. 1 and 10.

PLAY-OFF: Derek Ernst def. David Lynn with a par-4 on first playoff hole (18).


WINNER: Derek Ernst, 67-71-72-70—280 (8 under-par), \$1,206,000

PLAYER	POS.	SCORE	OFFICIAL MONEY	PLAYER	POS.	SCORE	OFFICIAL MONEY	PLAYER	POS.	SCORE	OFFICIAL MONEY
David Lynn	2	71 68 71 70 280	723,600.00	Robert Allenby	T27	76 70 71 70 287	47,570.00	Dicky Pride	T58	71 71 75 75 292	14,874.00
Phil Mickelson	3	68 67 73 73 281	455,600.00	Lucas Glover	T27	68 71 73 75 287	47,570.00	Boo Weekley	T58	68 75 77 72 292	14,874.00
Lee Westwood	T4	70 68 72 72 282	294,800.00	Jordan Spieth	T32	69 71 75 73 288	37,073.34	Trevor Immelman	T58	70 72 78 72 292	14,874.00
Robert Karlsson	T4	69 72 69 72 282	294,800.00	Josh Teater	T32	72 73 71 72 288	37,073.34	Steve Marino	T61	71 72 73 77 293	14,405.00
Kyle Stanley	T6	74 68 73 68 283	216,912.50	Webb Simpson	T32	70 74 71 73 288	37,073.33	Gary Woodland	T61	70 73 74 76 293	14,405.00
Bo Van Pelt	T6	74 70 68 71 283	216,912.50	Ted Potter, Jr.	T32	71 70 75 72 288	37,073.33	Steven Bowditch	T61	69 76 73 75 293	14,405.00
Kevin Streelman	T6	68 72 71 72 283	216,912.50	Pat Perez	T32	76 69 72 71 288	37,073.33	Will Claxton	T61	73 73 73 74 293	14,405.00
Ryan Moore	T6	67 75 68 73 283	216,912.50	Patrick Reed	T32	70 74 73 71 288	37,073.33	Zach Johnson	T65	68 72 77 77 294	13,936.00
Ross Fisher	T10	70 71 73 70 284	148,516.67	James Driscoll	T38	70 72 73 74 289	28,810.00	Roberto Castro	T65	71 73 74 76 294	13,936.00
Charles Howell III	T10	72 72 69 71 284	148,516.67	Martin Flores	T38	73 71 72 73 289	28,810.00	Hunter Haas	T65	75 71 73 75 294	13,936.00
Vaughn Taylor	T10	70 72 71 71 284	148,516.67	Bud Cauley	T38	70 73 73 73 289	28,810.00	Casey Wittenberg	T68	73 71 74 77 295	13,534.00
Rory McIlroy	T10	67 71 73 73 284	148,516.67	Geoff Ogilvy	T38	74 72 71 72 289	28,810.00	Matteo Manassero	T68	71 75 73 76 295	13,534.00
Brian Harman	T10	70 70 71 73 284	148,516.66	Scott Brown	T38	74 71 75 69 289	28,810.00	Brad Fritsch	T68	71 72 77 75 295	13,534.00
Nick Watney	T10	67 70 71 76 284	148,516.66	Daniel Summerhays	T43	67 73 75 75 290	20,904.00	Angel Cabrera	71	73 69 75 80 297	13,266.00
Luke List	T16	71 75 71 68 285	97,150.00	Lee Williams	T43	73 71 71 75 290	20,904.00	Luke Guthrie	72	74 69 75 84 302	13,132.00
Henrik Norlander	T16	74 70 69 72 285	97,150.00	Richard H. Lee	T43	73 70 72 75 290	20,904.00	Kevin Sutherland	T73	73 73 75 221	12,596.00
D.H. Lee	T16	72 71 69 73 285	97,150.00	David Hearn	T43	69 72 75 74 290	20,904.00	Matt Jones	T73	73 73 75 221	12,596.00
Sergio Garcia	T16	72 68 72 73 285	97,150.00	Russell Henley	T43	69 71 73 77 290	20,904.00	Doug LaBelle II	T73	74 72 75 221	12,596.00
D.A. Points	T16	71 69 71 74 285	97,150.00	Rod Pampling	T43	69 69 74 78 290	20,904.00	Hunter Mahan	T73	73 72 76 221	12,596.00
George McNeill	T16	69 68 72 76 285	97,150.00	Brendon de Jonge	T43	74 71 72 73 290	20,904.00	Mike Weir	T73	72 73 76 221	12,596.00
John Rollins	T22	69 74 72 71 286	64,320.00	Chris Kirk	T50	72 71 72 76 291	15,828.75	Rickie Fowler	T73	72 72 77 221	12,596.00
Jimmy Walker	T22	71 72 73 70 286	64,320.00	Peter Tomasulo	T50	71 73 72 75 291	15,828.75	Kevin Stadler	T73	73 71 77 221	12,596.00
Scott Gardiner	T22	70 67 76 73 286	64,320.00	Ryo Ishikawa	T50	73 73 71 74 291	15,828.75	Chris Stroud	T80	71 75 76 222	11,926.00
John Merrick	T22	74 71 68 73 286	64,320.00	Stuart Appleby	T50	71 71 75 74 291	15,828.75	Jonathan Byrd	T80	72 73 77 222	11,926.00
John Senden	T22	70 73 67 76 286	64,320.00	Jason Kokrak	T50	68 70 73 80 291	15,828.75	Kevin Chappell	T80	73 71 78 222	11,926.00
Robert Garrigus	T27	67 72 75 73 287	47,570.00	James Hahn	T50	72 74 72 73 291	15,828.75	Justin Hicks	83	74 72 78 224	11,658.00
Brian Davis	T27	72 74 69 72 287	47,570.00	Nate Smith	T50	67 74 77 73 291	15,828.75				
Shawn Stefani	T27	69 73 72 73 287	47,570.00	Tommy Gainey	T50	74 72 73 72 291	15,828.75				

The following players did not finish (C=cut, W=withdrew, DQ=disqualified)

Cut – 147- Nicolas Colsaerts, Scott Langley, Jesper Parnevik, Martin Laird, Sean O'Hair, Rory Sabbatini, John Huh, Tag Ridings, Colt Knost, David Lingmerth, Chez Reavie, Brandt Jobe, Michael Letzig, Bobby Gates. 148- Troy Matteson, Neal Lancaster, Bubba Watson, Jason Bohn, Joey Snyder III, Jack Fields, Andres Gonzales, Martin Kaymer, Andrew Svoboda, Donald Constable, Jeff Gove, Jim Herman. 149- Fabian Gomez, Chad Campbell, Brendan Steele, Jeff Maggert, Tom Gillis, Andres Romero, Camilo Villegas, Cameron Percy, Charles Frost, Morgan Hoffmann, Joe Ogilvie, Seung-Yul Noh, Bill Haas, Johnson Wagner, J.J. Henry, Wes Short, Jr., Robert Streb, Darron Stiles, Joey McLister, Kelly Mitchum, John Peterson. 150- Ben Curtis, Ken Duke, Aaron Watkins, Jerry Kelly, Scott Stallings, Michael Bradley. 151- Ricky Barnes, Scott Verplank, David Mathis. 152- Henrik Stenson, Ben Kohles, Cameron Tringale, Alistair Presnell, Erik Compton, Jonas Blixt, Steve LeBrun, Justin Bolli, Eric Meierdierks. 153- Brian Stuard, Nicholas Thompson, Charlie Beljan, Jin Park, Stephen Ames. 154- Paul Haley II. 155- Padraig Harrington, Greg Owen

2014 Championship Summary



Quail Hollow Club

Charlotte, NC

Par: 36-36 – 72

Purse: \$6,900,000

Date: May 1 – 4, 2014

Yards: 7,562

LEADERS: First Round—Angel Cabrera opens with 6-under 66. Phil Mickelson, Martin Flores trail by one. Second Round—Cabrera and Flores are tied at 9-under 135. Justin Rose is one stroke back and Shawn Stefani is two back. Third Round—J.B. Holmes shoots 6-under 66 for a 13-under 203 total. Flores is one back and Mickelson shoots a 63 to trail by two at 11 under.

CUT: 73 players at 1-over 145 from a field of 156 professionals.

WEATHER: Thursday: Mostly cloudy and breezy with a high of 76 degrees. Friday: Mostly cloudy with highs in the lower 70s. Saturday: Sunny with highs in the mid-70s winds 6-12 mph. Sunday: Sunny and warm with highs in the mid-80s, winds 10-18 mph.

WINNER: J.B. Holmes, 70-67-66-71—274 (-14), \$1,242,000

PLAYER	POS.	SCORE	OFFICIAL MONEY	PLAYER	POS.	SCORE	OFFICIAL MONEY	PLAYER	POS.	SCORE	OFFICIAL MONEY			
Jim Furyk.....	2	72-69-69-65	275	745,200.00	Robert Streb.....	T23	71-69-71-73	284	58,157.14	Ted Potter, Jr.	T50	72-73-74-69	288	16,642.80
Martin Flores.....	3	67-68-69-72	276	469,200.00	Wes Roach.....	T23	71-71-69-73	284	58,157.14	Hunter Mahan.....	T50	72-73-72-71	288	16,642.80
Jason Bohn.....	4	73-67-67-70	277	331,200.00	John Merrick.....	T23	71-70-70-73	284	58,157.14	Retief Goosen.....	T50	70-70-74-74	288	16,642.80
Justin Rose.....	5	69-67-71-71	278	276,000.00	Mark Wilson.....	T23	72-72-66-74	284	58,157.14	Ben Martin.....	T50	71-73-69-75	288	16,642.80
Brendon de Jonge.....	T6	80-62-68-69	279	239,775.00	Scott Brown	T30	71-73-70-71	285	40,106.25	Danny Lee.....	T50	71-71-70-76	288	16,642.80
Kevin Kisner.....	T6	72-66-68-73	279	239,775.00	Brendan Steele.....	T30	72-72-69-72	285	40,106.25	Robert Allenby.....	T55	73-72-73-71	289	15,801.00
Rory Sabbatini.....	T8	74-68-71-67	280	200,100.00	Martin Laird.....	T30	69-70-73-73	285	40,106.25	Daniel Summerhays.....	T55	70-72-72-75	289	15,801.00
Roberto Castro.....	T8	71-70-69-70	280	200,100.00	Chris Kirk.....	T30	71-70-71-73	285	40,106.25	Josh Teater.....	T57	72-73-75-70	290	15,456.00
Rory McIlroy.....	T8	69-76-65-70	280	200,100.00	Vijay Singh.....	T30	69-72-71-73	285	40,106.25	Will Wilcox.....	T57	71-72-73-74	290	15,456.00
Kevin Chappell.....	T11	73-70-70-68	281	158,700.00	Ricky Barnes.....	T30	72-72-68-73	285	40,106.25	Mike Weir	T57	72-71-70-77	290	15,456.00
Michael Thompson.....	T11	71-69-69-72	281	158,700.00	Derek Ernst	T30	73-68-70-74	285	40,106.25	Cameron Tringale.....	T60	74-68-79-70	291	14,904.00
Phil Mickelson	T11	67-75-63-76	281	158,700.00	Angel Cabrera	T30	66-69-75-75	285	40,106.25	Brian Davis	T60	74-71-75-71	291	14,904.00
Kevin Streelman.....	T14	72-69-71-70	282	120,750.00	Rickie Fowler.....	T38	74-71-74-67	286	28,980.00	Kyle Stanley.....	T60	74-71-75-71	291	14,904.00
Zach Johnson.....	T14	71-70-69-72	282	120,750.00	Sang-Moon Bae	T38	72-71-71-72	286	28,980.00	Heath Slocum.....	T60	77-68-74-72	291	14,904.00
Geoff Ogilvy.....	T14	72-67-70-73	282	120,750.00	Hideki Matsuyama.....	T38	69-72-72-73	286	28,980.00	Michael Putnam.....	T60	73-69-72-77	291	14,904.00
Jonathan Byrd.....	T14	68-71-70-73	282	120,750.00	Scott Langley.....	T38	70-71-71-74	286	28,980.00	Brian Harman.....	T65	70-74-78-70	292	14,352.00
Ryan Moore.....	T18	70-71-76-66	283	89,976.00	Bud Cauley.....	T38	71-71-70-74	286	28,980.00	Kevin Tway	T65	73-72-75-72	292	14,352.00
Gary Woodland.....	T18	71-72-68-72	283	89,976.00	Webb Simpson.....	T38	68-73-70-75	286	28,980.00	Davis Love III.....	T65	75-68-74-75	292	14,352.00
Charles Howell III.....	T18	69-71-70-73	283	89,976.00	David Hearn	T44	70-74-71-72	287	20,861.00	Johnson Wagner	68	75-70-73-75	293	14,076.00
Kevin Na.....	T18	69-72-69-73	283	89,976.00	Bill Haas.....	T44	75-70-70-72	287	20,861.00	Justin Hicks	T69	74-71-74-76	295	13,800.00
Martin Kaymer.....	T18	69-69-70-75	283	89,976.00	Andrew Svoboda.....	T44	72-72-69-74	287	20,861.00	Jim Renner.....	T69	71-74-74-76	295	13,800.00
Jason Kokrak.....	T23	75-68-73-68	284	58,157.15	Shawn Stefani	T44	69-68-75-75	287	20,861.00	Carl Pettersson.....	T69	73-71-74-77	295	13,800.00
Y.E. Yang.....	T23	73-72-71-68	284	58,157.15	Pat Perez.....	T44	73-71-66-77	287	20,861.00	Bronson La'Cassie.....	72	71-73-77-75	296	13,524.00
Stewart Cink.....	T23	68-70-74-72	284	58,157.14	Ernie Els.....	T44	76-67-67-77	287	20,861.00	Jim Herman.....	73	76-68-72-81	297	13,386.00

The following players did not finish (C=cut, W=withdrew, DQ=disqualified)

C – 146- Richard H. Lee, Greg Chalmers, Brian Gay, George McNeill, Jeff Overton, Jamie Lovemark, Billy Hurley III, Fielding Brewbaker, Brian Stuard, Stephen Ames, John Rollins, Jhonattan Vegas, Jonas Blixt, Scott Gardiner. 147- Bo Van Pelt, Spencer Levin, Woody Austin, Lee Westwood, Thorbjorn Olesen, Chris Stroud, Nicolas Colsaerts, James Driscoll, Chad Collins, Scott McCarron, Seung-Yul Noh, Lee Williams, Andrew Loupe. 148- David Lingmerth, Ben Crane, D.H. Lee, Joe Ogilvie, John Peterson, Troy Merritt, Peter Malnati, D.A. Points, Jimmy Walker, Darren Clarke, Brendon Todd, Nick Watney, Nicholas Thompson, Robert Karlsson. 149- Steve Marino, Will MacKenzie, Stuart Appleby, Ben Curtis, Scott Stallings, Trevor Immelman, Tim Wilkinson, Dustin Bray, Lucas Glover, Harrison Frazar, Jason Gore, Morgan Hoffmann, Jamie Donaldson. 150- K.J. Choi, Andres Romero, Padraig Harrington, Harold Varner III, Gonzalo Fdez-Castano, Brice Garnett, Charlie Beljan, Charlie Wi, Hudson Swafford, Kevin Foley, Hunter Green. 151- Sean O'Hair, Russell Henley, Rod Perry, Matt Jones. 152- Tommy Gainey, Tyrone VanAswegen, Camilo Villegas. 153- J.J. Henry, Frank Lickliter II, Kelly Mitchum, Chesson Hadley, Troy Matteson. 154- Paul Goydos. 155- William McGirt, James Hahn. 159- Ben Kohles. **WD**– Peter Hanson, Brad Fritsch.

2015 Championship Summary



RORY MCILROY

Quail Hollow Club

Charlotte, NC

Par: 36-36 – 72

Purse: \$6,900,000

Date: May 1 – 4, 2014

Yards: 7,562

LEADERS: First Round—Robert Streb opens with 7-under-par 65 to lead Kevin Chappell and Patrick Reed by one stroke. Second Round—Streb and Webb Simpson are both 10-under 134 and share a two-shot lead over Rodgers and Martin Flores. Third Round—Rory McIlroy shoots a course record 61 and his 18-under 198 total is good for a four-stroke lead over Simpson.

CUT: 36 Holes: 81 players at even-par 144 from a field of 156 professionals. 54 Holes: 73 players at even-par 216.

WEATHER: Thursday: Sunny, with a high of 79. Variable wind at 6-12 mph. Friday: Partly cloudy, with a high of 79. Wind variable a 6-12 mph. Saturday: SSW wind at 7-12 mph. Partly cloudy, with a high of 85. Sunday: Mostly cloudy, with highs in upper-80s. Wind SW at 6-12 mph.

WINNER: Rory McIlroy, 70-67-61-69—267 (-21), \$1,278,000

PLAYER	POS.	SCORE	OFFICIAL MONEY	PLAYER	POS.	SCORE	OFFICIAL MONEY	PLAYER	POS.	SCORE	OFFICIAL MONEY			
Patrick Rodgers.....	T2	68-68-70-68	274	624,800.00	Morgan Hoffmann.....	T28	72-70-72-69	283	43,310.00	Aaron Baddeley.....	T55	74-70-70-72	286	16,188.00
Webb Simpson.....	T2	67-67-68-72	274	624,800.00	George McNeill.....	T28	69-69-75-70	283	43,310.00	Jason Gore.....	T55	70-71-72-73	286	16,188.00
Gary Woodland.....	T4	70-71-68-67	276	293,466.67	Steven Alker	T28	69-72-72-70	283	43,310.00	Henrik Stenson.....	T58	72-71-73-71	287	15,407.00
Phil Mickelson	T4	71-66-71-68	276	293,466.67	Ricky Barnes	T28	67-73-72-71	283	43,310.00	Andres Gonzales	T58	72-71-73-71	287	15,407.00
Robert Streb.....	T4	65-69-71-71	276	293,466.66	Michael Thompson.....	T28	67-71-73-72	283	43,310.00	Alex Cejka.....	T58	71-70-74-72	287	15,407.00
Geoff Ogilvy	T7	69-69-71-68	277	228,975.00	Lucas Glover	T28	71-72-68-72	283	43,310.00	Russell Knox.....	T58	69-69-77-72	287	15,407.00
Justin Thomas	T7	69-73-65-70	277	228,975.00	Matt Jones.....	T28	69-70-70-74	283	43,310.00	Sangmoon Bae.....	T58	70-72-73-72	287	15,407.00
Kevin Streelman.....	T9	69-71-70-68	278	184,600.00	Daniel Berger	T28	71-68-70-74	283	43,310.00	Michael Putnam.....	T58	70-73-72-72	287	15,407.00
Shawn Stefani	T9	69-70-70-69	278	184,600.00	K.J. Choi	T28	68-72-69-74	283	43,310.00	Carlos Sainz Jr	T58	74-69-72-72	287	15,407.00
Jason Bohn.....	T9	72-68-69-69	278	184,600.00	Billy Hurley III	T38	67-75-73-69	284	27,690.00	Patrick Reed.....	T58	66-74-72-75	287	15,407.00
Brendan Steele	T9	69-69-68-72	278	184,600.00	Charles Howell III.....	T38	75-69-71-69	284	27,690.00	Colt Knost.....	T66	75-68-73-72	288	14,697.00
Danny Lee.....	T13	71-69-69-70	279	137,266.67	Steve Wheatcroft.....	T38	74-66-74-70	284	27,690.00	Scott Gutschewski.....	T66	69-70-75-74	288	14,697.00
Scott Brown	T13	71-68-69-71	279	137,266.67	Brian Stuard	T38	70-70-73-71	284	27,690.00	Chad Collins.....	T68	72-70-73-74	289	14,342.00
Jim Herman.....	T13	71-69-68-71	279	137,266.66	Kevin Kisner	T38	69-73-71-71	284	27,690.00	Bill Haas.....	T68	72-70-71-76	289	14,342.00
Kevin Chappell.....	T16	66-73-74-67	280	113,600.00	Mark Wilson.....	T38	71-71-71-71	284	27,690.00	Chad Campbell.....	T68	71-69-68-81	289	14,342.00
Tony Finau.....	T16	73-67-70-70	280	113,600.00	Ben Martin.....	T38	74-69-70-71	284	27,690.00	Andres Romero.....	T71	70-73-73-75	291	14,058.00
Boo Weekley	T16	71-70-67-72	280	113,600.00	John Merrick.....	T38	71-70-71-72	284	27,690.00	David Toms	T72	72-70-73-77	292	13,916.00
Carlos Ortiz.....	T19	70-71-66-74	281	99,400.00	Retief Goosen.....	T38	72-70-67-75	284	27,690.00	James Hahn	T73	73-71-72-77	293	13,774.00
Chesson Hadley.....	T20	67-77-70-68	282	71,621.25	Steven Bowditch	T47	73-71-72-69	285	18,016.25	Blake Adams.....	T74	73-71-73	217	13,561.00
Jonathan Randolph.....	T20	70-71-71-70	282	71,621.25	Ryan Moore.....	T47	71-71-73-70	285	18,016.25	Jim Renner.....	T74	72-71-74	217	13,561.00
Pat Perez.....	T20	73-71-68-70	282	71,621.25	Hunter Mahan.....	T47	70-73-72-70	285	18,016.25	John Huh.....	T76	70-74-74	218	13,206.00
Stewart Cink.....	T20	67-76-68-71	282	71,621.25	Bo Van Pelt	T47	70-71-72-72	285	18,016.25	Max Homa.....	T76	72-71-75	218	13,206.00
John Peterson.....	T20	71-70-70-71	282	71,621.25	Sam Saunders.....	T47	75-68-70-72	285	18,016.25	Jhonattan Vegas.....	T76	70-74-74	218	13,206.00
Hideki Matsuyama.....	T20	69-71-70-72	282	71,621.25	Martin Flores.....	T47	69-67-76-73	285	18,016.25	Freddie Jacobson.....	T79	70-74-75	219	12,851.00
Sean O'Hair.....	T20	74-69-67-72	282	71,621.25	Carl Pettersson.....	T47	68-72-72-73	285	18,016.25	Angel Cabrera.....	T79	69-74-76	219	12,851.00
Will MacKenzie.....	T20	69-68-70-75	282	71,621.25	Scott Pinckney.....	T47	76-68-66-75	285	18,016.25	John Curran	T81	73-71-76	220	12,638.00
William McGirt.....	T28	72-70-74-67	283	43,310.00	Martin Laird.....	T55	72-70-73-71	286	16,188.00					

The following players did not finish (C=cut, W=withdrew, DQ=disqualified)

C – 145-David Hearn, Camilo Villegas, Adam Scott, Johnson Wagner, Erik Compton, Blayne Barber, Brice Garnett, Zac Blair, J.B. Holmes, Bill Lunde, Scott Langley. 146-Charlie Beljan, Trevor Immelman, Brian Davis, Derek Ernst, Scott Stallings, Robert Allenby, Ryo Ishikawa, Derek Fathauer, Andres Echavarria, Byron Smith, David Lingmerth, Oosthuizen, Nick Taylor, Jason Kokrak, Whee Kim, Corey Connors. 147 -Nicholas Thompson, Nick Watney, Chris Stroud, Vijay Singh, Jonas Blixt, Padraig Harrington, Jeff Overton, Adam Hadwin, Luke Guthrie, Brendon de Jonge, Roger Sloan. 148-D.A. Points, Scott Piercy, Tom Gillis, Tom Hoge, Jonathan Byrd, Jim Furyk, Rory Sabbatini, Andrew Svoboda, Cameron Percy. 149-Gonzalo Fdez-Castano, Greg Owen, Heath Slocum, Matt Thompson, Andrew Putnam, Robert Karlsson, Brian Harman, Daniel Summerhays, Kelvin Day. 150-Robert Garrigus, Troy Merritt, Mike Weir, Charl Schwartzel, Tim Wilkinson, Mark Hubbard, T.J. Howe . 151-Fabian Gomez, Oscar Fraustro, Spencer Levin. 152-Ken Duke, Jarrod Lyle +8 75 77 152, Alex Prugh. 153-Kyle Reifers, Tyrone Van Aswegen, J.J. Henry. 154-Eric Axley. 156-S.J. Park, Rick Lewallen.

2016 Championship Summary



Quail Hollow Club

Charlotte, NC

Par: 36-36 – 72

Purse: \$7, 300,000

Date: May 5 – 8, 2016

Yards: 7,575

LEADERS: First Round—Andrew Loupe and Steve Wheatcroft both opened with 7-under-par 65s to lead Anirban Lahiri by one stroke. Second Round—Loupe, at 8-under 136, had a one-shot lead over Roberto Castro. Third Round—Rickie Fowler shoots a 68 for a 9-under 208 total and a one stroke lead over Castro. James Hahn and Justin Rose trail by two.

CUT: 78 players at 1-over 145 from a field of 156 professionals.

WEATHER: Thursday: Mostly cloudy with a high of 63. Wind NW at 10-15 mph with gusts up to 25 mph. Friday: Partly cloudy with a high of 63 degrees. Wind NW at 15-25 mph. Saturday: Sunny with a high of 78 degrees. Wind WSW at 10-15 mph. Sunday: Partly cloudy with a high of 85 degrees. Wind W at 10-15 mph.

WINNER: James Hahn 70-71-68-70—279 (-9), \$1,314,000

PLAYER	POS.	SCORE	OFFICIAL MONEY	PLAYER	POS.	SCORE	OFFICIAL MONEY	PLAYER	POS.	SCORE	OFFICIAL MONEY			
Roberto Castro.....	2	71-66-71-71	279	788,400.00	Robert Streb.....	T28	75-70-73-70	288	47,502.15	Alex Cejka.....	T53	70-74-75-72	291	16,589.25
Justin Rose.....	3	70-70-69-71	280	496,400.00	Robert Garrigus.....	T28	71-72-74-71	288	47,502.15	Scott Stallings	T53	71-74-74-72	291	16,589.25
Phil Mickelson	T4	69-70-76-66	281	287,437.50	Tony Finau.....	T28	74-69-74-71	288	47,502.14	J.B. Holmes.....	T53	72-72-74-73	291	16,589.25
Rory McIlroy.....	T4	73-69-73-66	281	287,437.50	Patrick Reed.....	T28	73-71-73-71	288	47,502.14	Hunter Mahan.....	T53	75-70-73-73	291	16,589.25
Andrew Loupe.....	T4	65-71-74-71	281	287,437.50	Johnson Wagner.....	T28	72-72-71-73	288	47,502.14	Jhonattan Vegas.....	T53	73-70-74-74	291	16,589.25
Rickie Fowler	T4	71-68-68-74	281	287,437.50	Camilo Villegas.....	T28	74-71-70-73	288	47,502.14	Matt Dobyns.....	T53	72-71-73-75	291	16,589.25
Lucas Glover.....	8	71-70-70-71	282	226,300.00	Dawie van der Walt	T28	67-77-69-75	288	47,502.14	Jamie Lovemark.....	T53	74-70-71-76	291	16,589.25
Danny Lee.....	T9	72-71-73-67	283	204,400.00	Sean O'Hair.....	T35	71-71-76-71	289	35,222.50	Ian Poulter	T61	70-74-77-71	292	15,695.00
Fabian Gomez	T9	75-69-69-70	283	204,400.00	Vaughn Taylor	T35	72-73-73-71	289	35,222.50	Scott Pinckney.....	T61	73-72-73-74	292	15,695.00
Hideki Matsuyama.....	T11	74-71-70-69	284	167,900.00	Brian Harman.....	T35	69-70-78-72	289	35,222.50	Adam Hadwin.....	T61	71-74-73-74	292	15,695.00
Chesson Hadley.....	T11	71-67-76-70	284	167,900.00	Boo Weekley	T35	69-73-75-72	289	35,222.50	Emiliano Grillo.....	T61	74-71-71-76	292	15,695.00
Tim Wilkinson.....	T11	68-73-70-73	284	167,900.00	Chris Stroud.....	T35	70-72-75-72	289	35,222.50	Martin Laird	T65	69-76-77-71	293	15,111.00
Daniel Summerhays.....	T14	69-75-71-70	285	131,400.00	Mark Hubbard.....	T35	70-68-76-75	289	35,222.50	Jeff Overton.....	T65	71-71-77-74	293	15,111.00
Brendan Steele.....	T14	71-70-72-72	285	131,400.00	Jason Gore.....	T41	72-70-83-65	290	22,642.17	Carlos Ortiz	T65	71-74-74-74	293	15,111.00
Retief Goosen.....	T14	69-72-71-73	285	131,400.00	Martin Kaymer	T41	71-73-77-69	290	22,642.17	Erik Compton.....	T65	70-74-73-76	293	15,111.00
David Lingmerth.....	T17	71-71-76-68	286	95,525.72	Derek Ernst.....	T41	71-73-75-71	290	22,642.17	Ernie Els.....	T69	74-69-78-73	294	14,673.00
William McGirt.....	T17	70-74-74-68	286	95,525.72	Colt Knost.....	T41	73-68-76-73	290	22,642.17	Michael Kim.....	T69	73-70-77-74	294	14,673.00
Harris English.....	T17	71-71-74-70	286	95,525.72	Kyle Reifers.....	T41	72-72-73-73	290	22,642.17	Rob Oppenheim	T71	71-73-79-72	295	14,089.00
Francesco Molinari.....	T17	72-70-73-71	286	95,525.71	Kevin Chappell.....	T41	67-74-74-75	290	22,642.17	Henrik Norlander.....	T71	72-71-79-73	295	14,089.00
Adam Scott.....	T17	73-70-72-71	286	95,525.71	Steve Wheatcroft.....	T41	65-74-76-75	290	22,642.17	Luke Donald.....	T71	76-69-77-73	295	14,089.00
John Senden.....	T17	68-72-73-73	286	95,525.71	Cameron Tringale.....	T41	72-70-73-75	290	22,642.17	Trevor Immelman.....	T71	72-73-77-73	295	14,089.00
Daniel Berger	T17	68-71-74-73	286	95,525.71	Anirban Lahiri	T41	66-77-72-75	290	22,642.16	David Toms.....	T71	72-73-75-75	295	14,089.00
Harold Varner III.....	T24	72-69-74-72	287	62,232.50	Tom Hoge.....	T41	73-72-70-75	290	22,642.16	Brett Stegmaier.....	T71	72-72-73-78	295	14,089.00
Patton Kizzire.....	T24	72-69-74-72	287	62,232.50	Paul Casey.....	T41	70-71-72-77	290	22,642.16	Vijay Singh.....	T77	73-72-77-74	296	13,505.00
Gary Woodland.....	T24	72-72-71-72	287	62,232.50	Martin Piller.....	T41	69-72-72-77	290	22,642.16	Graham DeLaet.....	T77	71-71-76-78	296	13,505.00
Scott Langley.....	T24	70-69-71-77	287	62,232.50	Angel Cabrera.....	T53	73-72-74-72	291	16,589.25					

The following players did not finish (C=cut, W=withdrew, DQ=disqualified)

C – 146- Greg Owen, Ricky Barnes, Ollie Schniederjans, Kevin Steelman, Mark Wilson, Tyrone Van Aswegen, Thomas Aiken. 147- Sung Kang, Stuart Appleby, Henrik Stenson, Steven Bowditch, Ryan Moore, Bill Haas, Shane Lowry, Kevin Kisner, David Hearn, Sam Saunders, D.A. Points, Will MacKenzie, Chad Collins, Kyle Stanley, Ben Martin, Brendon Todd, Patrick Rodgers, Bryson DeChambeau, George McNeill, Luke List. 148- Andres Gonzales, Charles Howell III, Blayne Barber, Nick Taylor, Jason Bohn, Jonas Blixt, Jason Kokrak, Byeong-Hun An, Scott Brown, Si Woo Kim, Justin Thomas, Jim Furyk, Cameron Smith, Brendon de Jonge, Corey Nagy, Bronson Burgoon. 149- Peter Malnati, Jim Herman, Webb Simpson, Ben Crane, Kelly Kraft, Ethan Tracy, Matt Jones, Brian Stuard, Jamie Donaldson, Bud Cauley. 150- Kelly Mitchum, Bobby Wyatt, D.H. Lee. 151- Justin Hicks, Chad Campbell, Shawn Stefani, Whee Kim, Steve Marino, Spencer Levin, Pdraig Harrington, Geoff Ogilvy, Will Wilcox. 152- Robert Allenby, Tyler Aldridge, Morgan Hoffmann. 153- Matt Every, Mackenzie Hughes, Michael Thompson. 156- Derek Fathauer, Davis Love III. 157- Hiroshi Iwata, Jonathan Byrd. 159- Blake Olson.

2017 Championship Summary



Eagle Point Golf Club

Wilmington, NC

Par: 36-36 – 72

Purse: \$7,500,000

Date: May 1 – 7, 2017

Yards: 7,396

LEADERS: First Round—Francesco Molinari opened with a 6-under-par 66 for a one-stroke lead over Brian Campbell, J.B. Holmes, Grayson Murray, Alex Noren. Second Round—Molinari, at 6-under 138, had a one-shot lead over Billy Hurley II, John Peterson, Seamus Power. Brian Harman trails by two. Third Round—Patrick Reed shoots 67 for an 8-under 208 total and a one-stroke lead over Noren and Jon Rahm. Harman trails by two.

CUT: 36 Holes: 79 players at 1-over 145 from a field of 156 professionals. 54 Holes: 74 players at 4-over 220. Holes: 73 players at even-par 216.

WEATHER: Thursday: Mostly sunny, with a high of 83. Wind SE 15-20 mph with gusts to 30 mph. Friday: Rain and thunderstorms overnight and into the morning delayed tee times three hours from 6:50 a.m. until 9:50 a.m. Conditions improved in the afternoon, partly cloudy with a high of 83. Wind SSW at 15-20 mph with gusts of 30 mph. Play was suspended due to darkness at 7:55 p.m. with 68 players yet to complete the second round. Saturday: The second round resumed at 7:30 a.m. and concluded at 10:00 a.m. Mostly sunny with a high of 72. Wind W 20-35 mph. Sunday: Sunny with a high of 73. Wind W 12-18 mph, gusting to 25 mph.

WINNER: Brian Harman, 71-69-70-68—278 (-10), \$1,350,000

PLAYER	POS.	SCORE	OFFICIAL MONEY	PLAYER	POS.	SCORE	OFFICIAL MONEY	PLAYER	POS.	SCORE	OFFICIAL MONEY
Dustin Johnson		70 75 67 67 279	660,000.00	Shane Lowry		75 70 68 72 285	59,357.14	Luke List		72 71 74 73 290	17,314.29
Pat Perez		72 69 70 68 279	660,000.00	Mark Anderson		70 72 71 72 285	59,357.14	Hunter Mahan		72 73 71 74 290	17,314.29
Jon Rahm		69 71 69 71 280	360,000.00	Francesco Molinari		66 72 72 75 285	59,357.14	Robby Shelton		73 72 70 75 290	17,314.28
Smylie Kaufman		70 71 72 68 281	273,750.00	Brett Drewitt		73 72 71 70 286	44,475.00	Tyler Aldridge		74 70 71 75 290	17,314.28
Kevin Tway		72 70 69 70 281	273,750.00	Spencer Levin		72 72 71 71 286	44,475.00	Brian Gay		70 72 71 77 290	17,314.28
Seung-Yul Noh		69 74 67 71 281	273,750.00	Chad Collins		71 74 69 72 286	44,475.00	Justin Lower		71 73 75 72 291	16,425.00
Jonathan Randolph		69 73 73 67 282	210,000.00	Mackenzie Hughes		70 72 71 73 286	44,475.00	James Hahn		72 71 75 73 291	16,425.00
Billy Hurley III		70 69 72 71 282	210,000.00	Alex Noren		67 73 69 77 286	44,475.00	Ryan Armour		71 72 75 73 291	16,425.00
Nick Taylor		71 69 71 71 282	210,000.00	Adam Scott		71 74 72 70 287	34,562.50	Nick Watney		71 74 70 76 291	16,425.00
Byeong Hun An		72 70 69 71 282	210,000.00	Julian Etulain		72 71 73 71 287	34,562.50	Shawn Stefani		69 72 77 74 292	15,900.00
Paul Casey		70 75 70 68 283	142,500.00	Bryce Molder		75 70 70 72 287	34,562.50	Grayson Murray		67 73 76 76 292	15,900.00
D.A. Points		73 69 73 68 283	142,500.00	Daniel Berger		71 72 72 72 287	34,562.50	Ricky Barnes		73 72 70 77 292	15,900.00
Morgan Hoffmann		70 71 71 71 283	142,500.00	J.B. Holmes		67 74 73 73 287	34,562.50	J.J. Henry		71 74 75 73 293	15,300.00
Zac Blair		72 70 69 72 283	142,500.00	John Peterson		70 69 74 74 287	34,562.50	Jason Kokrak		71 74 75 73 293	15,300.00
Vaughn Taylor		71 69 70 73 283	142,500.00	Tag Ridings		70 72 77 69 288	24,792.86	Ryan Blau		72 73 74 74 293	15,300.00
Patrick Reed		70 71 67 75 283	142,500.00	Tyrone Van Aswegen		72 73 73 70 288	24,792.86	Matt Jones		72 72 74 75 293	15,300.00
Brandon Hagy		73 71 71 69 284	94,500.00	Emiliano Grillo		72 70 73 73 288	24,792.86	Patton Kizzire		73 71 72 77 293	15,300.00
Ben Martin		68 72 74 70 284	94,500.00	Kyle Reifers		72 70 73 73 288	24,792.86	Chris Kirk		69 76 75 76 296	14,775.00
Zach Johnson		71 73 69 71 284	94,500.00	Martin Laird		71 72 71 74 288	24,792.86	Brad Fritsch		73 71 74 78 296	14,775.00
David Lingmerth		72 70 70 72 284	94,500.00	Gonzalo Fdez-Castano		75 70 68 75 288	24,792.85	Miguel Angel Carballo		75 70 74 78 297	14,550.00
Graeme McDowell		71 71 70 72 284	94,500.00	Chez Reavie		72 71 70 75 288	24,792.85	Ken Duke		68 76 76 78 298	14,400.00
Phil Mickelson		71 72 69 72 284	94,500.00	Hudson Swafford		72 73 74 70 289	18,950.00	Fabian Gomez		71 73 77 221	14,250.00
Xander Schauffele		71 70 76 68 285	59,357.15	Seamus Power		68 71 77 73 289	18,950.00	Greg Owen		70 75 77 222	13,875.00
Robert Streb		72 71 72 70 285	59,357.15	Retief Goosen		70 72 73 74 289	18,950.00	Jason Bohn		75 70 77 222	13,875.00
J.T. Poston		71 73 70 71 285	59,357.14	Lucas Glover		71 73 76 70 290	17,314.29	Martin Flores		74 71 77 222	13,875.00
Rafa Cabrera Bello		69 71 73 72 285	59,357.14	Curtis Luck		72 73 73 72 290	17,314.29	Steven Alker		74 71 77 222	13,875.00

The following players did not finish (C=cut, W=withdrew, DQ=disqualified)

C – 146- Chris Stroud, Cameron Tringale, Kevin Na, Stewart Cink, Johnson Wagner, Brian Campbell, Bob Estes, Jim Furyk, Roberto Castro, Brendon Todd, Sam Saunders, Tom Hoge. 147- Mark Wilson, Chad Campbell, Whee Kim, Boo Weekley, Mark Hubbard, Kevin Kisner, Will MacKenzie, Scott Stallings, Cameron Percy. 148- Stuart Appleby, Harold Varner III, Carl Pettersson, Webb Simpson, Bill Haas, Bryson DeChambeau, Richy Werenski, Trey Mullinax. 149- Camilo Villegas, Steve Wheatcroft, Zack Sucher, Andres Gonzales, Tim Wilkinson, William McGirt, Davis Love III, Peter Malnati, Scott Brown, Rick Lamb, Chase Koepka, Andrew Johnston. 150- Geoff Ogilvy, Wesley Bryan, Greg Chalmers, David Hearn, Brendon de Jonge, Soren Kjeldsen, Shane Bertsch, Dominic Bozzelli, Carter Jenkins. 151- Vijay Singh, Derek Fathauer, Brett Stegmaier, Nicholas Lindheim, Patrick Rodgers, Max Homa, Ryan Brehm. 152- Harris English, Troy Merritt, Derek Ernst, Michael Thompson, Angel Cabrera. 153- Sebastian Munoz, Chesson Hadley, C.T. Pan. 154- Steven Bowditch, Charlie Beljan, Joel Dahmen. 155- Kevin Streelman. 156- Bobby Wyatt, Ryo Ishikawa. 157- Blake Kennedy. 166- Savio Nazareth. W – 71- Willy Wilcox. 72- Alex Cejka. 76- Ernie Els. 78- Rory Sabbatini.

2018 Championship Summary



JASON DAY

Quail Hollow Club

Charlotte, NC

Par: 35-36 – 71

Purse: \$7,700,000

Date: April 30- May 6, 2018

Yards: 7,554

LEADERS: First Round—John Peterson opened with a 6-under-par 66 and had a two-stroke lead over Tyrrell Hatton, Peter Malnati, Keith Mitchell, Kyle Stanley and Johnson Wagner. Second Round—Malnati, at 7-under-par 135, had a one-shot lead over Jason Day, Aaron Wise. Third Round—Day, at 10-under-par, had a two-stroke lead over Nick Watney and was three ahead of Paul Casey, Bryson DeChambeau, Peter Uihlein and Wise.

CUT: 36 Holes: 87 players at 3-over 145 from a field of 156 professionals. 54 Holes: 75 players at 3-over 216.

WEATHER: Thursday: Sunny with high of 86. Wind SW 6-12 mph. Friday: Sunny with high of 87. Wind SSW 10-18 mph. Saturday: Mostly cloudy with a high of 83. Wind S 6-12 mph. Sunday: Mostly sunny with a high of 84. Wind WNW 12-22 mph.

WINNER: Jason Day, 69-67-67-69—272 (-12)

PLAYER	POS.	SCORE	OFFICIAL MONEY	PLAYER	POS.	SCORE	OFFICIAL MONEY	PLAYER	POS.	SCORE	OFFICIAL MONEY
Aaron Wise		68 68 70 68 274	677,600.00	Rory Sabbatini		71 71 73 68 283	52,360.00	Tyrrell Hatton		67 73 72 73 285	22,389.23
Nick Watney		72 67 66 69 274	677,600.00	Seamus Power		74 71 68 70 283	52,360.00	Troy Merritt		72 69 70 74 285	22,389.23
Bryson DeChambeau		75 65 66 70 276	369,600.00	Alex Cejka		70 71 71 71 283	52,360.00	Michael Thompson		68 73 69 75 285	22,389.23
Phil Mickelson		72 72 64 69 277	281,050.00	Ted Potter, Jr.		72 71 69 71 283	52,360.00	Sam Burns		69 70 73 74 286	17,479.00
Paul Casey		69 68 69 71 277	281,050.00	Jonas Blixt		71 71 69 72 283	52,360.00	Harold Varner III		72 72 68 74 286	17,479.00
Paul Uihlein		72 72 62 71 277	281,050.00	Graeme McDowell		71 73 67 72 283	52,360.00	Tiger Woods		71 73 68 74 286	17,479.00
Patrick Reed		71 71 67 69 278	238,700.00	Cameron Tringale		70 70 70 73 283	52,360.00	Daniel Berger		73 69 69 75 286	17,479.00
Emiliano Grillo		68 71 71 69 279	200,200.00	Keith Mitchell		67 74 75 68 284	37,248.75	Martin Flores		72 73 71 71 287	17,479.00
Luke List		70 72 67 70 279	200,200.00	Tom Lovelady		68 76 72 68 284	37,248.75	T. J. Vogel		69 75 71 72 287	17,479.00
Sam Saunders		70 69 68 72 279	200,200.00	Patrick Rodgers		71 73 72 68 284	37,248.75	Grayson Murray		73 71 71 72 287	17,479.00
Charl Schwartzel		70 67 70 72 279	200,200.00	Shane Lowry		74 70 71 69 284	37,248.75	Mackenzie Hughes		71 73 70 73 287	17,479.00
Kyle Stanley		67 72 71 70 280	148,866.67	Ollie Schniederjans		68 73 73 70 284	37,248.75	Sean O'Hair		72 70 72 74 288	16,863.00
Talor Gooch		71 72 66 71 280	148,866.67	Beau Hossler		68 76 69 71 284	37,248.75	Byeong Hun An		73 70 70 75 288	16,863.00
Johnson Wagner		67 71 69 73 280	148,866.67	Austin Cook		71 72 69 72 284	37,248.75	Ross Fisher		69 73 71 75 288	16,863.00
Joel Dahmen		70 71 70 70 281	115,500.00	Peter Malnati		67 68 75 74 284	37,248.75	Brandon Harkins		73 71 68 76 288	16,863.00
Chesson Hadley		70 74 66 71 281	115,500.00	Jhonattan Vegas		70 74 72 69 285	22,389.24	Chris Stroud		73 72 71 73 289	15,708.00
Francesco Molinari		70 72 68 71 281	115,500.00	Brooks Koepka		72 72 71 70 285	22,389.24	Bud Cauley		69 76 71 73 289	15,708.00
Rory McIlroy		68 76 66 71 281	115,500.00	John Peterson		65 77 72 71 285	22,389.24	Blayne Barber		71 73 70 75 289	15,708.00
Adam Hadwin		73 71 65 72 281	115,500.00	Shawn Stefani		71 69 73 72 285	22,389.24	Jonathan Randolph		74 69 72 75 290	15,323.00
Tony Finau		69 76 71 66 282	77,000.00	Robert Streb		73 72 69 71 285	22,389.24	Xinjun Zhang		71 69 74 76 290	15,323.00
Webb Simpson		72 70 71 69 282	77,000.00	Martin Kaymer		73 67 73 72 285	22,389.24	Xander Schauffele		74 71 71 75 291	15,015.00
Justin Thomas		73 69 70 70 282	77,000.00	Jason Dufner		68 72 73 72 285	22,389.24	Stewart Cink		71 72 72 76 291	15,015.00
Greg Chalmers		71 70 70 71 282	77,000.00	Vaughn Taylor		74 68 71 72 285	22,389.24	Brian Harman		72 73 68 81 294	14,784.00
Charles Howell III		71 68 71 72 282	77,000.00	J.B. Holmes		71 73 69 72 285	22,389.24	Brice Garnett		71 72 73 88 304	14,630.00
Rickie Fowler		72 69 68 73 282	77,000.00	Corey Connors		75 69 69 72 285	22,389.24				

The following players did not finish (C=cut, W=withdrew, DQ=disqualified)

C – 146- Chris Stroud, Cameron Tringale, Kevin Na, Stewart Cink, Johnson Wagner, Brian Campbell, Bob Estes, Jim Furyk, Roberto Castro, Brendon Todd, Sam Saunders, Tom Hoge. 147- Mark Wilson, Chad Campbell, Whee Kim, Boo Weekley, Mark Hubbard, Kevin Kisner, Will MacKenzie, Scott Stallings, Cameron Percy. 148- Stuart Appleby, Harold Varner III, Carl Pettersson, Webb Simpson, Bill Haas, Bryson DeChambeau, Richy Werenski, Trey Mullinax. 149- Camilo Villegas, Steve Wheatcroft, Zack Sucher, Andres Gonzales, Tim Wilkinson, William McGirt, Davis Love III, Peter Malnati, Scott Brown, Rick Lamb, Chase Koepka, Andrew Johnston. 150- Geoff Ogilvy, Wesley Bryan, Greg Chalmers, David Hearn, Brendon de Jonge, Soren Kjeldsen, Shane Bertsch, Dominic Bozzelli, Carter Jenkins. 151- Vijay Singh, Derek Fathauer, Brett Stegmaier, Nicholas Lindheim, Patrick Rodgers, Max Homa, Ryan Brehm. 152- Harris English, Troy Merritt, Derek Ernst, Michael Thompson, Angel Cabrera. 153- Sebastian Munoz, Chesson Hadley, C.T. Pan. 154- Steven Bowditch, Charlie Beljan, Joel Dahmen. 155- Kevin Streelman. 156- Bobby Wyatt, Ryo Ishikawa. 157- Blake Kennedy. 166- Savio Nazareth. W – 71- Willy Wilcox. 72- Alex Cejka. 76- Ernie Els. 78- Rory Sabbatini.

2019 Championship Summary



MAX HOMA

Quail Hollow Club

Charlotte, NC

Par: 35-36 – 71

Purse: \$7,900,000

Date: May 2-5, 2019

Yards: 7,554

LEADERS: First Round – Rory McIlroy and Joel Dahmen open with 5-under-par 66s and lead a group of five players by one stroke. Second Round—Jason Dufner shoots an 8-under 63 for an 11-under 131 total and leads Dahmen and Max Homa by one stroke. Third Round—Homa, Dufner and Dahmen are all tied at 11-under-par 202 and lead by one.

CUT: 36 Holes: 75 players at 1-over 143 from a field of 156 professionals.

WEATHER: Thursday—Partly cloudy, high of 86, wind SSW 7-14 mph. Friday—Mostly cloudy, high of 85, wind SSW 7-14 mph. Saturday—Mostly cloudy with a high of 84. Wind S 6-12 mph. Play was suspended at 3:37 p.m. due to thunderstorms and resumed at 4:48 p.m., a delay of one hour, 11 minutes. A second weather delay began at 5:18 p.m. and last one hour, six minutes before play resumed at 6:24 p.m. Sunday—Mostly cloudy with light rain throughout the afternoon. High of 80. Wind WNW 10-20 mph. Due to inclement weather, play was suspended from 5:09 p.m. to 6:11 p.m., a delay of 62 minutes.

WINNER: Max Homa, 69-63-70-67—269 (-15)

PLAYER	POS.	SCORE	OFFICIAL MONEY	PLAYER	POS.	SCORE	OFFICIAL MONEY	PLAYER	POS.	SCORE	OFFICIAL MONEY
Max Homa	69 63 70 67	269	1,422,000.00	Dylan Frittelli	67 74 70 69	280	67,347.50	Hank Lebioda	71 72 74 68	285	19,236.50
Joel Dahmen	66 66 70 70	272	853,200.00	Bud Cauley	73 70 68 69	280	67,347.50	Trey Mullinax	72 69 73 71	285	19,236.50
Justin Rose	70 67 68 68	273	537,200.00	Henrik Stenson	74 67 70 70	281	56,090.00	Bill Haas	69 72 71 73	285	19,236.50
Sergio Garcia	69 73 65 68	275	311,062.50	Ollie Schniederjans	74 69 68 70	281	56,090.00	Brendan Steele	72 70 75 69	286	17,933.00
Rickie Fowler	71 70 66 68	275	311,062.50	Patrick Reed	67 69 71 74	281	56,090.00	Harris English	71 71 72 72	286	17,933.00
Paul Casey	69 71 66 69	275	311,062.50	Nick Watney	70 72 72 68	282	44,804.29	Nick Taylor	67 75 72 72	286	17,933.00
Jason Dufner	68 63 71 73	275	311,062.50	Hideki Matsuyama	73 70 70 69	282	44,804.29	Roberto Diaz	70 72 71 73	286	17,933.00
Kyle Stanley	69 69 71 68	277	213,300.00	Alex Prugh	73 68 71 70	282	44,804.29	Daniel Berger	73 69 70 74	286	17,933.00
Jhonattan Vegas	72 67 69 69	277	213,300.00	Lucas Glover	70 69 72 71	282	44,804.29	John Senden	68 73 69 76	286	17,933.00
Keith Mitchell	68 74 66 69	277	213,300.00	Sungjae Im	70 69 71 72	282	44,804.28	J.J. Henry	70 72 72 73	287	17,064.00
Rory McIlroy	66 70 68 73	277	213,300.00	Cody Gribble	71 72 68 71	282	44,804.28	Tony Finau	72 69 72 74	287	17,064.00
Pat Perez	69 68 66 74	277	213,300.00	Martin Laird	67 71 71 73	282	44,804.28	Kramer Hickok	72 69 72 74	287	17,064.00
Shawn Stefani	76 65 70 67	278	143,780.00	Matt Jones	70 70 72 71	283	32,390.00	Kyoung-Hoon Lee	72 70 70 75	287	17,064.00
Jim Knous	68 72 70 68	278	143,780.00	Richy Werenski	70 69 73 71	283	32,390.00	Brice Garnett	70 71 70 76	287	17,064.00
Adam Schenk	67 74 67 70	278	143,780.00	Joaquin Niemann	73 70 69 71	283	32,390.00	Tom Hoge	70 70 75 74	289	16,432.00
Vaughn Taylor	68 71 68 71	278	143,780.00	Chase Wright	71 72 69 71	283	32,390.00	Luke List	75 68 71 75	289	16,432.00
Seamus Power	69 68 69 72	278	143,780.00	Sebastián Muñoz	68 70 73 72	283	32,390.00	Brandon Harkins	73 69 71 76	289	16,432.00
Brendon Todd	68 70 73 68	279	99,540.00	Adam Hadwin	73 69 68 73	283	32,390.00	Julián Etulain	73 70 70 77	290	16,116.00
Chez Reavie	70 71 70 68	279	99,540.00	Colt Knost	73 68 67 75	283	32,390.00	Jason Kokrak	70 70 74 78	292	15,958.00
Webb Simpson	69 73 69 68	279	99,540.00	Adam Long	70 71 73 70	284	23,131.20	Matthew Short	76 67 74 76	293	15,721.00
Rory Sabbatini	76 66 67 70	279	99,540.00	Jimmy Walker	71 70 72 71	284	23,131.20	Wes Roach	70 71 74 78	293	15,721.00
Aaron Wise	69 70 69 71	279	99,540.00	Ryan Blaum	71 72 68 73	284	23,131.20	Fabián Gómez	70 69 80 77	296	15,484.00
Doc Redman	70 70 67 72	279	99,540.00	Kevin Streelman	71 69 70 74	284	23,131.20	Beau Hossler	69 72 76 80	297	15,326.00
Brian Harman	68 75 69 68	280	67,347.50	Nate Lashley	71 70 69 74	284	23,131.20				
Jason Day	68 69 74 69	280	67,347.50	Zack Sucher	72 71 73 69	285	19,236.50				

The following players did not finish (C=cut, W=withdrew, DQ=disqualified)

C – 144- Martin Trainer, John Chin, Adam Svensson, Brandon Hagy, Sangmoon Bae, Denny McCarthy, Zach Johnson, Keegan Bradley. 145- Ben Crane, Carlos Ortiz, Ernie Els, Jim Herman, Rod Pampling, Ryan Armour, Roberto Castro, Kelly Kraft, Anders Albertson, Roger Sloan, Cameron Champ, Tyler Duncan, Peter Malnati, Dominic Bozzelli, Ben Silverman, Joey Garber. 146- Ted Potter, Jr., Charles Howell III, Peter Uihlein, Robert Streb, Cameron Davis, Brady Schnell, Russell Henley, Sung Kang, Chad Collins, Sepp Straka. 147- Chesson Hadley, J.T. Poston, David Hearn, Michael Thompson, Scott Brown, Hudson Swafford, Phil Mickelson, Harold Varner III, Jonas Blixt, Sam Saunders, Tom Lovelady, Chris Thompson, Broc Everrett. 148- Scott Stallings, Johnson Wagner, Cameron Tringale, Whee Kim, Alvaro Ortiz, Chris Stroud, Danny Willett, Kyle Jones. 149- Billy Hurley III, Wyndham Clark, Nathan Stamey, José de Jesús Rodríguez, Josh Teater, Nicholas Lindheim. 150- Anirban Lahiri, Mackenzie Hughes, Pádraig Harrington, Derek Fathauer, Chip McDaniel. 151- Matt Every. 152- Danny Lee, Scott Langley, Martin Piller, Seth Reeves, Steve Scott, Curtis Luck. 153- Mathew Gogglin. 154- Tyrone Van Aswegen, Will MacKenzie, Freddie Jacobson, Stephan Jaeger. 157- Jonathan Byrd. W – 71- Byeong Hun An. 74- Gary Woodland. 77- Sam Burns. 80- J.B. Holmes.

2021 Championship Summary



RORY MCILROY

Quail Hollow Club

Charlotte, NC

Par: 35-36 – 71

Purse: \$8,100,000

Date: May 6-9, 2021

Yards: 7,521

LEADERS: First Round – Phil Mickelson opens with a 7-under 64 for a one-stroke lead over K.H. Lee and Keegan Bradley. Second Round – Matt Wallace, Gary Woodland, Patrick Rodgers are all tied at the top at 6-under 136. Third Round – Keith Mitchell shoots a 66 for a 206 9-under total and is two-strokes ahead of Rory McIlroy and Woodland..

CUT: 77 players at 2-over 144 from a field of 156 professionals.

WEATHER: Thursday: Mostly sunny. High of 71. Wind NNW 5-10 mph. Friday: Mostly sunny. High of 69. Wind NW 12-18 mph, gusting to 30 mph. Saturday: Partly sunny and breezy. High of 74. Wind W 10-15 mph, gusting to 25 mph. Sunday: Partly Cloudy. High of 81. Wind SSW 12-15 mph with gusts of 30 mph.

WINNER: Rory McIlroy 72-66-68-68 – 274 (-10)

PLAYER	POS.	SCORE	OFFICIAL MONEY	PLAYER	POS.	SCORE	OFFICIAL MONEY	PLAYER	POS.	SCORE	OFFICIAL MONEY
Rory McIlroy	72 66 68 68	274	\$1,458,000.00	Pat Perez	69 72 72 71	284	53,275.91	Kramer Hickok	68 69 76 74	287	19,899.00
Abraham Ancer	69 70 70 66	275	882,900.00	Justin Thomas	69 73 71 71	284	53,275.91	Seamus Power	71 72 75 70	288	18,954.00
Viktor Hovland	69 72 68 67	276	477,900.00	J.T. Poston	72 70 71 71	284	53,275.91	Ryan Moore	69 72 73 74	288	18,954.00
Keith Mitchell	67 71 66 72	276	477,900.00	Kevin Streelman	69 72 71 72	284	53,275.91	Sepp Straka	69 74 70 75	288	18,954.00
Gary Woodland	67 69 70 71	277	332,100.00	Talor Gooch	70 71 71 72	284	53,275.91	Hunter Mahan	68 75 69 76	288	18,954.00
Matt Wallace	69 67 73 70	279	273,375.00	Brandon Hagy	73 69 70 72	284	53,275.91	Tim Wilkinson	74 68 78 69	289	18,063.00
Patrick Reed	71 69 69 70	279	273,375.00	Lanto Griffin	75 68 69 72	284	53,275.91	Matthew NeSmith	75 68 74 72	289	18,063.00
Luke List	67 72 68 72	279	273,375.00	Vincent Whaley	72 68 71 73	284	53,275.91	Michael Gligic	77 67 73 72	289	18,063.00
Bryson DeChambeau	70 74 68 68	280	228,825.00	Cameron Davis	70 71 69 74	284	53,275.91	Johnson Wagner	73 68 72 76	289	18,063.00
Aaron Wise	72 71 68 69	280	228,825.00	Kyle Stanley	67 74 68 75	284	53,275.90	KyoungHoon Lee	66 77 70 76	289	18,063.00
Ben Martin	69 71 72 69	281	188,325.00	Brian Stuard	68 73 76 68	285	36,045.00	Roger Sloan	76 64 72 77	289	18,063.00
Scott Piercy	70 68 73 70	281	188,325.00	Patrick Rodgers	68 68 79 70	285	36,045.00	Patton Kizzire	69 72 71 77	289	18,063.00
Satoshi Kodaira	68 72 68 73	281	188,325.00	Stewart Cink	71 69 75 70	285	36,045.00	Shane Lowry	71 73 75 71	290	17,172.00
Emiliano Grillo	74 66 72 70	282	143,775.00	Sean O'Hair	70 73 72 70	285	36,045.00	Bo Van Pelt	72 72 73 73	290	17,172.00
Tommy Fleetwood	67 75 70 70	282	143,775.00	Matt Jones	69 71 73 72	285	36,045.00	Jonas Blixt	71 73 70 76	290	17,172.00
Charl Schwartzel	71 71 70 70	282	143,775.00	Richy Werenski	70 73 67 75	285	36,045.00	Carlos Ortiz	70 68 73 79	290	17,172.00
Xander Schauffele	72 71 68 71	282	143,775.00	Wyndham Clark	71 72 73 70	286	25,069.50	Phil Mickelson	64 75 76 76	291	16,767.00
C.T. Pan	74 69 72 68	283	96,390.00	Andrew Putnam	70 72 74 70	286	25,069.50	K.J. Choi	70 74 73 75	292	16,524.00
Brian Harman	68 72 73 70	283	96,390.00	Corey Connors	69 72 73 72	286	25,069.50	Brendan Steele	72 72 70 78	292	16,524.00
J.J. Spaun	69 75 69 70	283	96,390.00	Jhonattan Vegas	70 71 73 72	286	25,069.50	Jimmy Walker	72 72 76 73	293	16,038.00
Keegan Bradley	66 75 71 71	283	96,390.00	Peter Malnati	67 74 72 73	286	25,069.50	Kevin Tway	73 71 76 73	293	16,038.00
Joaquin Niemann	71 71 70 71	283	96,390.00	Harris English	72 69 71 74	286	25,069.50	Ted Potter, Jr.	71 71 76 75	293	16,038.00
Joel Dahmen	68 72 71 72	283	96,390.00	Jason Dufner	71 71 67 77	286	25,069.50	Russell Henley	74 70 74 75	293	16,038.00
Russell Knox	70 71 70 72	283	96,390.00	Scott Stallings	69 69 70 78	286	25,069.50	D.J. Trahan	74 70 77 75	296	15,633.00
Bubba Watson	70 69 71 73	283	96,390.00	Hank Lebioda	72 71 77 67	287	19,899.00	Beau Hossler	73 71 75 79	298	15,471.00
Nick Taylor	74 67 74 69	284	53,275.91	Zach Johnson	69 75 72 71	287	19,899.00				

The following players did not finish (C=cut, W=withdrew, DQ=disqualified)

C – 145- Lucas Glover, Harold Varner III, Ryan Armour, Xijun Zhang, Byeong Hun An, Harry Higgs, Cameron Tringale, Patrick Cantlay, Jason Day, Luke Donald, Troy Merritt, Robert Streb, Nate Lashley, Jamie Lovemark, Akshay Bhatia, Joseph Bramlett. 146- Chase Seiffert, James Hahn, Michael Thompson, Brice Garnett, Adam Hadwin, Tom Hoge, Will Zalatoris, Rob Oppenheim, Kris Ventura, Maverick McNealy, Doc Redman, Erik van Rooyen, Jon Rahm, Ian Poulter, Tony Finau, Francesco Molinari, Mackenzie Hughes, Adam Schenk, Bo Hoag, Tom Lewis. 147- Robby Shelton, Martin Trainer, Rickie Fowler, John Huh, Will Gordon, Scott Brown, Rafa Cabrera Bello. 148- Bill Haas, Cameron Percy, Rafael Campos, Lucas Herbert. 149- David Hearn, Bronson Burgoon, Chesson Hadley, Tyler McCumber, Vaughn Taylor. 150- Rory Sabbatini, Patrick Cover, Sebastian Cappelén, Mark Hubbard, Sebastián Muñoz, Chez Reavie, Sungjae Im, Grayson Murray, Ryan Brehm. 151- Austin Cook, J.B. Holmes. 152- Sam Ryder, Denny McCarthy, Scott Harrington, Kelly Kraft. 153- D.A. Points, Keenan Huskey, Max Homa, Adam Long. 154- Sung Kang, Michael Kim, Tyler Duncan. 155- Justin Suh. 156- Henrik Norlander. 161- Cory Schneider. **W** – 74-Seung-Yul Noh. **O**- Danny Lee.

2022 Championship Summary



MAX HOMA

TPC Potomac at Avenel Farm Purse: \$9,000,000
Potomac, MD Date: May 5-8, 2022
Par: 35-35 – 70 Yards: 7,160

LEADERS: First Round – Jason Day shoots a 7-under 63 for a one stroke lead over Joel Dahmen. Day adds a 67 for a 130 10-under total and is three strokes ahead of Max Homa. Third Round – Keegan Bradley is 8-under 202, two strokes ahead of Homa.

CUT: 65 players at even-par 140 from a field of 154 professionals and two amateurs.

WEATHER: Thursday: Cloudy. High of 68. Wind NE 5-10 mph. Friday: Overcast, with rain throughout the day. High of 63. Wind ESE 5-10 mph. Saturday: Overcast with rain throughout the day. High of 50. Wind NNE 12-15 mph, with gusts to 30 mph. Sunday: Cloudy and breezy. High of 50. Wind NNE 10-15 mph, with gusts to 20 mph

WINNER: Max Homa, 67-66-71-68 – 272 (-8)

PLAYER	POS.	SCORE	OFFICIAL MONEY	PLAYER	POS.	SCORE	OFFICIAL MONEY	PLAYER	POS.	SCORE	OFFICIAL MONEY
Max Homa		67 66 71 68 272	1,620,000.00	Luke Donald		71 68 75 67 281	69,150.00	Peter Malnati		67 73 77 71 288	21,762.00
Matt Fitzpatrick		68 68 71 67 274	681,000.00	Austin Smotherman		68 71 73 69 281	69,150.00	Brendan Steele		68 70 78 72 288	21,762.00
Cameron Young		68 71 69 66 274	681,000.00	K.H. Lee		66 73 70 72 281	69,150.00	Joel Dahmen		64 75 76 73 288	21,762.00
Keegan Bradley		70 65 67 72 274	681,000.00	Denny McCarthy		65 69 74 73 281	69,150.00	Paul Barjon		65 74 76 73 288	21,762.00
Rory McIlroy		67 73 68 68 276	369,000.00	Matthew Wolff		65 73 70 73 281	69,150.00	Ben Martin		68 70 76 74 288	21,762.00
Stephan Jaeger		67 71 73 66 277	303,750.00	Justin Lower		68 70 76 68 282	55,012.50	Callum Tarren		65 74 77 73 289	20,790.00
Lanto Griffin		70 69 71 67 277	303,750.00	Matthew NeSmith		67 72 75 68 282	55,012.50	Abraham Ancer		69 68 76 76 289	20,790.00
Anirban Lahiri		68 68 70 71 277	303,750.00	Turk Pettit		67 72 71 72 282	55,012.50	Camilo Villegas		69 69 75 76 289	20,790.00
Stewart Cink		66 73 74 65 278	218,250.00	Luke List		68 66 74 74 282	55,012.50	Henrik Norlander		70 69 75 76 290	20,340.00
J.T. Poston		68 69 74 67 278	218,250.00	Russell Knox		68 72 72 71 283	47,925.00	Ben Kohles		67 72 75 76 290	20,340.00
Mackenzie Hughes		66 73 72 67 278	218,250.00	Troy Merritt		71 69 71 72 283	47,925.00	Martin Laird		70 69 76 76 291	20,070.00
Adam Schenk		69 68 73 68 278	218,250.00	Tyrrell Hatton		70 66 76 72 284	41,850.00	Kevin Chappell		70 69 79 75 293	19,800.00
Brian Harman		69 66 73 70 278	218,250.00	Michael Gligic		71 69 71 73 284	41,850.00	Dylan Wu		66 73 76 78 293	19,800.00
James Hahn		66 68 72 72 278	218,250.00	Scott Piercy		67 71 73 73 284	41,850.00	Michael Thompson		71 69 82 73 295	19,440.00
Chez Reavie		69 71 72 67 279	141,750.00	Si Woo Kim		67 72 70 75 284	41,850.00	Taylor Moore		69 71 79 76 295	19,440.00
Kurt Kitayama		67 67 76 69 279	141,750.00	Dawie van der Walt		69 70 76 70 285	33,750.00				
Nick Taylor		67 73 69 70 279	141,750.00	Russell Henley		68 72 74 71 285	33,750.00				
Jason Day		63 67 79 70 279	141,750.00	Rory Sabbatini		67 69 77 72 285	33,750.00				
Jhonattan Vegas		68 69 72 70 279	141,750.00	Tony Finau		69 69 74 73 285	33,750.00				
C.T. Pan		68 71 70 70 279	141,750.00	Hank Lebioda		68 70 73 74 285	33,750.00				
Sergio Garcia		67 71 74 68 280	98,100.00	Chase Seiffert		67 73 74 72 286	26,670.00				
Rickie Fowler		66 72 74 68 280	98,100.00	Dylan Frittelli		71 69 74 72 286	26,670.00				
Corey Connors		69 71 70 70 280	98,100.00	David Lingmerth		71 69 72 74 286	26,670.00				
Chad Ramey		69 66 73 72 280	98,100.00	Kelly Kraft		70 70 74 73 287	23,490.00				
Ryan Armour		72 67 76 66 281	69,150.00	Matt Kuchar		67 73 73 74 287	23,490.00				

The following players did not finish (C=cut, W=withdrew, DQ=disqualified)

C – 141- Austin Cook, Adam Long, William McGirt, Harry Higgs, Vaughn Taylor, Peter Uihlein, Jim Knous, Jonas Blixt, Sepp Straka, Charl Schwartzel, Jim Herman, Aaron Rai, Danny Lee. 142- Matthias Schwab, Hayden Buckley, Scott Gutschewski, Charley Hoffman, Cam Davis, Cameron Percy, Brandon Hagy, Doug Ghim, Francesco Molinari, Seamus Power, Andrew Putnam, Nick Watney. 143- Keith Mitchell, Matt Wallace, Brandon Wu, Ryan Blaum, Kramer Hickok, Marc Leishman, Tommy Gainey, Jared Wolfe. 144- Kevin Tway, Wesley Bryan, David Lipsky, Zach Johnson, Lee Hodges, Brett Drewitt. 145- Alex Smalley, Gary Woodland, Jason Dufner, Kiradech Aphibarnrat, David Skinnis, Drew Nesbitt, Norman Xiong, Webb Simpson, Matt Jones, Mark Hubbard, Adam Svensson. 146- Kevin Streelman, Vince Whaley, Joshua Creel, Jonathan Byrd, Brian Stuard, John Huh, Branden Grace, Brice Garnett, Satoshi Kodaira, Joseph Bramlett, Jacob Bridgeman. 147- Tyler Duncan, Patrick Reed, Sung Kang, Bo Hoag, Eugenio Chacarra, Brandon Matthews, Lucas Glover, Robert Garrigus, Nicholas Thompson, Seth Reeves, Bryson Nimmer, Greyson Sigg. 148- Chesson Hadley, Trey Mullinax, Bo Van Pelt, Roger Sloan, Richy Werenski, Doc Redman, Andrew Novak. 149- Bill Haas. 151- Max McGreevy, Johnson Wagner. 152- Gregory Odom, Jr. 153- Morgan Hoffmann. 154- Beau Hossler. 157- Larkin Gross. 158- Aaron Baddeley. **W** – 76- Nate Lashley. 76- Martin Trainer. **0**- Curtis Thompson.

SEABOURN®



- Devices must be on silent at all times; flash may not be used.
- Devices may not be used to capture video, audio and photos (content) in all areas.
- No live streaming or real-time coverage.
- Data use (e.g., texting) is permitted in all areas.
- Please be respectful of play and do not interfere with players, caddies or media.

Cell phone calls are only permitted in these designated areas



CELL PHONE ZONE

SHUTTLE ROUTE AVAILABILITY	
SouthPark	<i>Monday - Sunday only</i>
Carowinds	<i>Wednesday - Friday only</i>
Ballantyne	<i>Saturday & Sunday only</i>



2022-23 PGA TOUR Schedule



FedExCup Regular Season (44 events)					
DATE	TOURNAMENT	GOLF COURSE(S) (HOST IN ITALICS)	LOCATION	PURSE	COVERAGE
S	12-18 Fortinet Championship	Silverado Resort and Spa (North Course)	Napa, California	8.0	GOLF, ESPN+, SXM
	19-25 Presidents Cup	Quail Hollow Club	Charlotte, North Carolina		NBC, GOLF, SXM
O	26-2 Sanderson Farms Championship	The Country Club of Jackson	Jackson, Mississippi	7.9	GOLF, ESPN+, SXM
	3-9 Shriners Children's Open	TPC Summerlin	Las Vegas, Nevada	8.0	GOLF, ESPN+, SXM
	10-16 ZOZO CHAMPIONSHIP	Accordia Golf Narashino Country Club	Chiba, Japan	11.0	GOLF
	17-23 THE CJ CUP in South Carolina	Congaree Golf Club	Ridgeland, South Carolina	10.5	GOLF, SXM
	24-30 Butterfield Bermuda Championship	Port Royal Golf Course	Southampton, Bermuda	6.5	GOLF, SXM
N	31-6 World Wide Technology Championship at Mayakoba	El Camaleón Golf Course at Mayakoba	Riviera Maya, México	8.2	GOLF, SXM
	7-13 Cadence Bank Houston Open	Memorial Park Golf Course	Houston, Texas	8.4	GOLF, ESPN+, SXM
	14-20 The RSM Classic	Sea Island Golf Club (<i>Seaside Course</i> , Plantation Course)	St. Simons Island, Georgia	8.1	GOLF, ESPN+, SXM
	21-27 OFF				
D	28-4 Hero World Challenge *	Albany	New Providence, Bahamas	3.5	NBC, GOLF
	5-11 QBE Shootout *	Tiburón Golf Club	Naples, Florida	3.8	NBC, GOLF
	BREAK				
J	2-8 Sentry Tournament of Champions	Plantation Course at Kapalua	Kapalua, Maui, Hawaii	15.0	NBC, GOLF, ESPN+, SXM
	9-15 Sony Open in Hawaii	Waialae Country Club	Honolulu, Hawaii	7.9	GOLF, ESPN+, SXM
	16-22 The American Express	PGA WEST (<i>Pete Dye Stadium Course</i> , Nicklaus Tournament Course, La Quinta Country Club)	La Quinta, California	8.0	GOLF, ESPN+, SXM
	23-29 Farmers Insurance Open (Saturday finish)	Torrey Pines Golf Course (<i>South Course</i> , North Course)	San Diego, California	8.7	CBS, GOLF, ESPN+, SXM
F	30-5 AT&T Pebble Beach Pro-Am	<i>Pebble Beach Golf Links</i> , Spyglass Hill Golf Course, Monterey Peninsula Country Club (<i>Shore Course</i>)	Pebble Beach, California	9.0	CBS, GOLF, ESPN+, SXM
	6-12 WM Phoenix Open	TPC Scottsdale (Stadium Course)	Scottsdale, Arizona	20.0	CBS, GOLF, ESPN+, SXM
	13-19 The Genesis Invitational	The Riviera Country Club	Pacific Palisades, California	20.0	CBS, GOLF, ESPN+, SXM
	20-26 The Honda Classic	PGA National Resort (The Champion)	Palm Beach Gardens, Florida	8.4	NBC, GOLF, ESPN+, SXM
M	27-5 Arnold Palmer Invitational presented by Mastercard	Arnold Palmer's Bay Hill Club & Lodge	Orlando, Florida	20.0	NBC, GOLF, ESPN+, SXM
	27-5 Puerto Rico Open	Grand Reserve Golf Club	Rio Grande, Puerto Rico	3.8	GOLF
	6-12 THE PLAYERS Championship	TPC Sawgrass (THE PLAYERS Stadium Course)	Ponte Vedra Beach, Florida	25.0	NBC, GOLF, ESPN+, SXM
	13-19 Valspar Championship	Innisbrook Resort (Copperhead Course)	Palm Harbor, Florida	8.1	NBC, GOLF, ESPN+, SXM
	20-26 World Golf Championships-Dell Technologies Match Play	Austin Country Club	Austin, Texas	20.0	NBC, GOLF, ESPN+, SXM
	20-26 Corales Puntacana Championship	Puntacana Resort & Club (Corales Golf Course)	Punta Cana, Dominican Republic	3.8	GOLF
A	27-2 Valero Texas Open	TPC San Antonio (Oaks Course)	San Antonio, Texas	8.9	NBC, GOLF, ESPN+, SXM
	3-9 Masters Tournament #	Augusta National Golf Club	Augusta, Georgia	18.0	CBS, ESPN
	10-16 RBC Heritage	Harbour Town Golf Links	Hilton Head Island, South Carolina	20.0	CBS, GOLF, ESPN+, SXM
	17-23 Zurich Classic of New Orleans	TPC Louisiana	Avondale, Louisiana	8.6	CBS, GOLF, ESPN+, SXM
	24-30 Mexico Open at Vidanta	Vidanta Vallarta	Vallarta, México	7.7	CBS, GOLF, ESPN+, SXM
M	1-7 Wells Fargo Championship	Quail Hollow Club	Charlotte, North Carolina	20.0	CBS, GOLF, ESPN+, SXM
	8-14 AT&T Byron Nelson	TPC Craig Ranch	McKinney, Texas	9.5	CBS, GOLF, ESPN+, SXM
	15-21 PGA Championship #	Oak Hill Country Club	Rochester, New York	(15.0)	CBS, ESPN
	22-28 Charles Schwab Challenge	Colonial Country Club	Fort Worth, Texas	8.7	CBS, GOLF, ESPN+, SXM
J	29-4 the Memorial Tournament presented by Workday	Muirfield Village Golf Club	Dublin, Ohio	20.0	CBS, GOLF, ESPN+, SXM
	5-11 RBC Canadian Open	Oakdale Golf & Country Club	Toronto, Ontario, Canada	9.0	CBS, GOLF, ESPN+, SXM
	12-18 U.S. Open #	The Los Angeles Country Club (North Course)	Los Angeles, California	(17.5)	NBC, USA Network
	19-25 Travelers Championship	TPC River Highlands	Cromwell, Connecticut	20.0	CBS, GOLF, ESPN+, SXM
J	26-2 Rocket Mortgage Classic	Detroit Golf Club	Detroit, Michigan	8.8	CBS, GOLF, ESPN+, SXM
	3-9 John Deere Classic	TPC Deere Run	Silvis, Illinois	7.4	CBS, GOLF, ESPN+, SXM
	10-16 Genesis Scottish Open *	The Renaissance Club	North Berwick, Scotland	9.0	CBS, GOLF, ESPN+, SXM
	10-16 Barbasol Championship	Keene Trace Golf Club (Champions Course)	Nicholasville, Kentucky	3.8	GOLF
	17-23 The Open Championship #	Royal Liverpool	Hoylake, Wirral, England	(14.0)	NBC, USA Network
	17-23 Barracuda Championship	Tahoe Mountain Club (Old Greenwood)	Truckee, California	3.8	GOLF
	24-30 3M Open	TPC Twin Cities	Blaine, Minnesota	7.8	CBS, GOLF, ESPN+, SXM
A	31-6 Wyndham Championship	Sedgefield Country Club	Greensboro, North Carolina	7.6	CBS, GOLF, ESPN+, SXM